CTCP FPT (HSX: FPT)

FireAnt

Ngày 30/09/2025	93,000 VNĐ		
Thay đổi	*1 tháng*	*3 tháng*	*6 tháng*
	-9.9%	-9.4%	-10.5%

ROE — Q3/25: 22.9% | +/- YoY: ▼ 0.6%

DT thuần — *Q3/25*: 17,205 *tỷ VNĐ* | QoQ: ▲ 580 ▲ 3.5% | YoY: ▲ 1,302 ▲ 8.2%

DT thuần — *9T 2025*: 49,887 *tỷ VNĐ* | YoY: ▲ 4,646 ▲ 10.3%

LN gộp — *Q3/25*: 6,519 *tỷ VNĐ* | QoQ: ▲ 498 ▲ 8.3% | YoY: ▲ 360 ▲ 5.8%

LN gộp — *9T 2025*: 18,841 *tỷ VNĐ* | YoY: ▲ 1,520 ▲ 8.8%

LN thuần — *Q3/25*: 3,346 *tỷ VNĐ* | QoQ: ▲ 217 ▲ 6.9% | YoY: ▲ 398 ▲ 13.5%

LN thuần — *9T 2025*: 9,470 *tỷ VNĐ* | YoY: ▲ 1,366 ▲ 16.8%

LN sau thuế — *Q3/25*: 2,902 *tỷ VNĐ* | QoQ: ▲ 162 ▲ 5.9% | YoY: ▲ 423 ▲ 17.0%

LN sau thuế — *9T 2025*: 8,237 *tỷ VNĐ* | YoY: ▲ 1,310 ▲ 18.9%

Kết quả kinh doanh

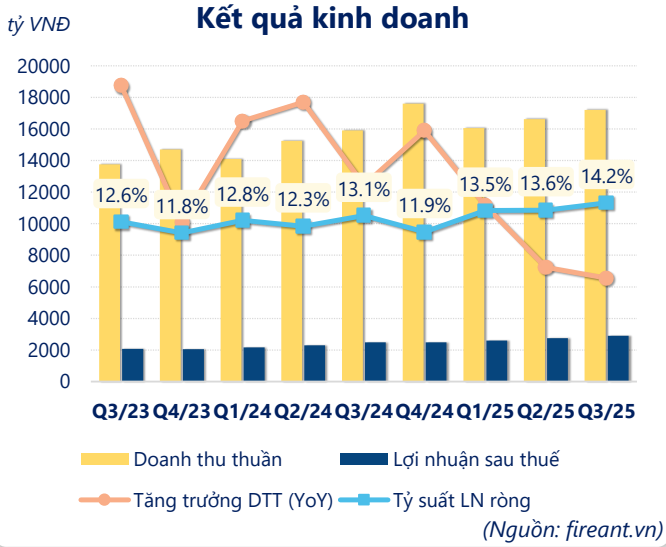

(Nguồn: fireant.vn)

Lịch sử giá

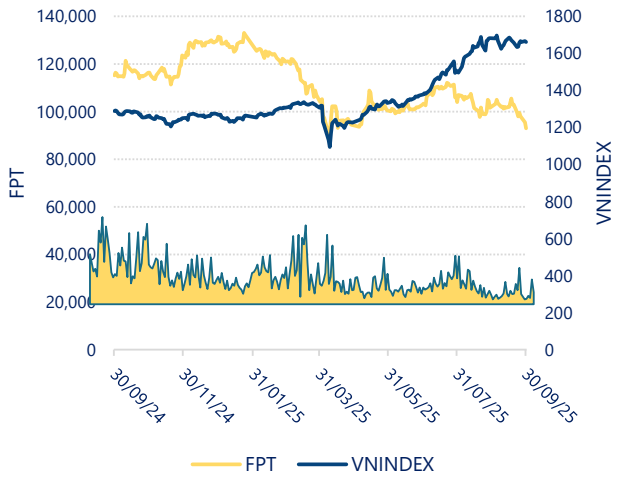

CTCP FPT (HSX: FPT)

FireAnt

Tăng trưởng lợi nhuận

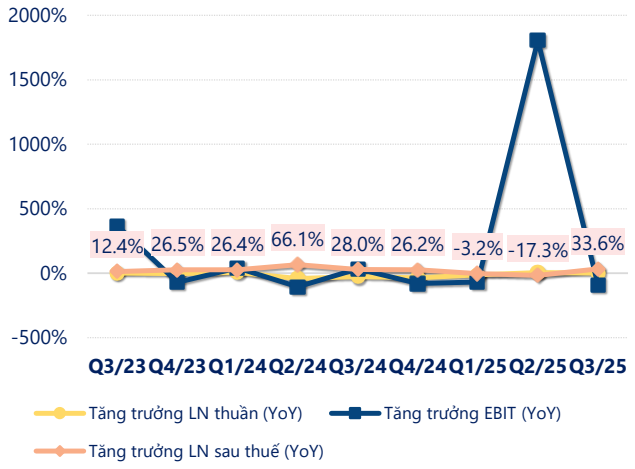

(Nguồn: fireant.vn)

Tăng trưởng chi phí

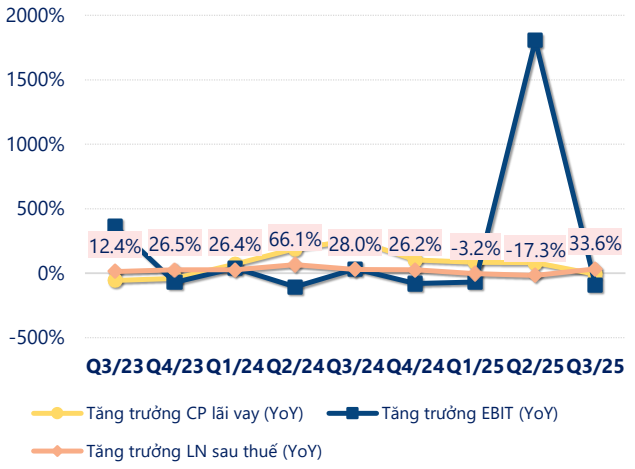

(Nguồn: fireant.vn)

Tỷ suất lợi nhuận

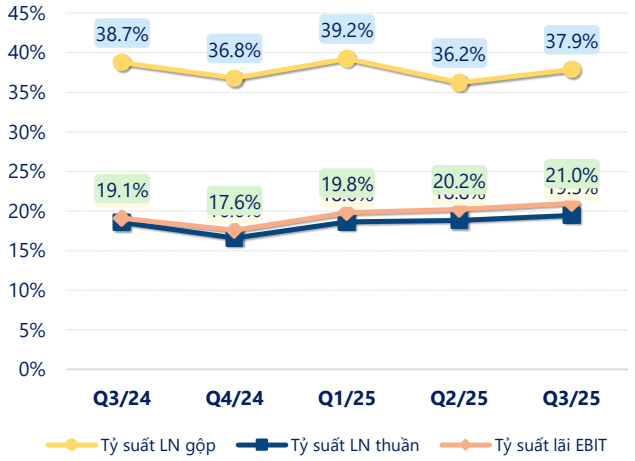

(Nguồn: fireant.vn)

Chỉ số thanh khoản

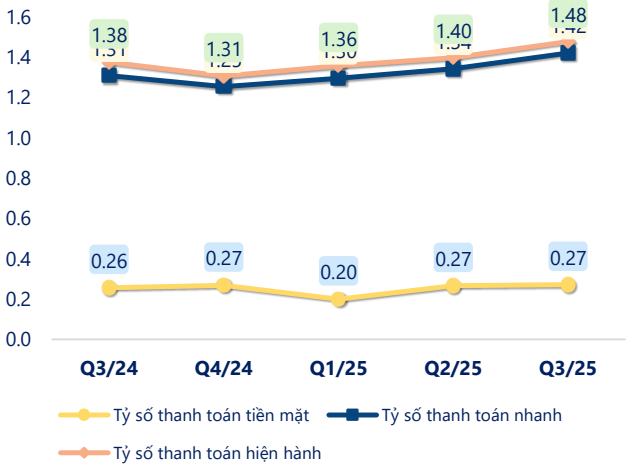

(Nguồn: fireant.vn)

Vòng quay tài sản

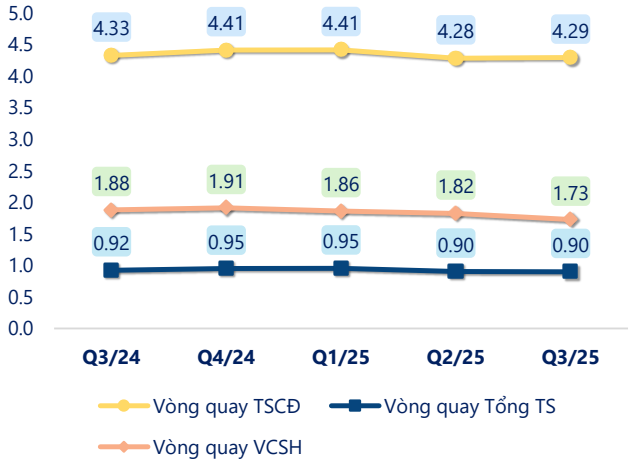

(Nguồn: fireant.vn)

EPS

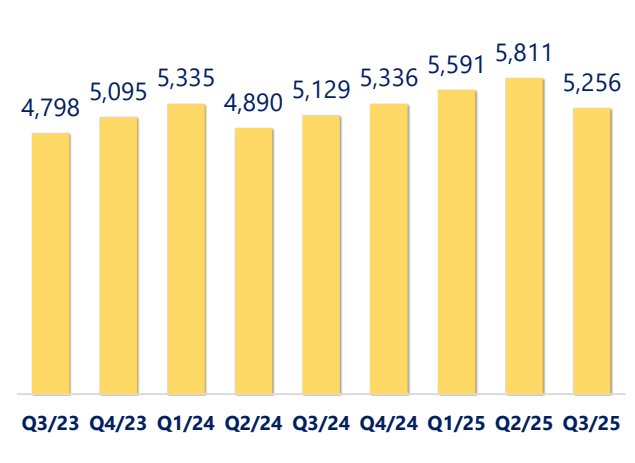

(Nguồn: fireant.vn)

KẾT QUẢ KINH DOANH *(tỷ VNĐ)*	Q3/25	Q3/24	Thay đổi YoY	9T 2025	9T 2024	Thay đổi YoY
Doanh thu thuần	**17,205**	**15,903**	**8.2%**	**49,887**	**45,241**	**10.3%**
Giá vốn hàng bán	10,686	9,744	9.7%	31,046	27,920	11.2%
Lợi nhuận gộp	6,519	6,159	5.8%	18,841	17,321	8.8%
Doanh thu HĐTC	613	327	87.5%	2,423	1,353	79.1%
Chi phí TC	353	308	14.5%	1,195	980	21.9%
Chi phí lãi vay	234	129	81.1%	603	417	44.6%
LN trong công ty LKLD	**131**	**143**	**-8.5%**	**374**	**276**	**35.8%**
Chi phí bán hàng	1,917	1,564	22.5%	5,536	4,521	22.4%
Chi phí QLDN	**1,647**	**1,808**	**-8.9%**	**5,438**	**5,344**	**1.8%**
LN thuần từ HĐKD	3,346	2,948	13.5%	9,470	8,104	16.8%
Lợi nhuận khác	**28.4**	**-39.6**	**172%**	**70.8**	**6.97**	**917%**
LN trước thuế	3,375	2,909	16.0%	9,540	8,111	17.6%
Lợi nhuận sau thuế	**2,902**	**2,479**	**17.0%**	**8,237**	**6,927**	**18.9%**
LNST của CĐ cty mẹ	**2,435**	**2,089**	**16.6%**	**6,867**	**5,762**	**19.2%**

(Nguồn: fireant.vn)

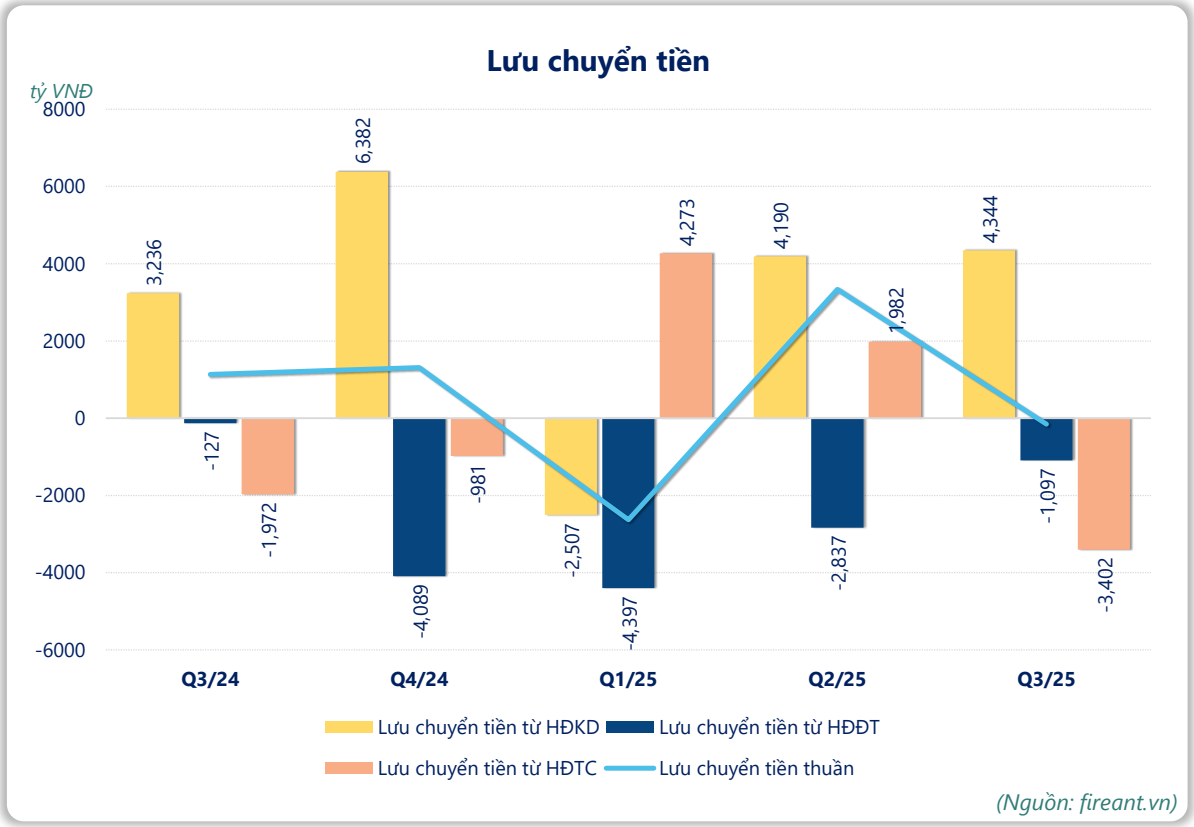

(Nguồn: fireant.vn)