CTCP Gỗ An Cường (HSX: ACG)

FireAnt

Ngày 30/09/2025	35,800 VNĐ		
Thay đổi	*1 tháng*	*3 tháng*	*6 tháng*
	-3.8%	0%	-5.9%

ROE — Q3/25: **10.4%** — +/- YoY ▼ 1.4%

DT thuần — *Q3/25*: **1,177** *tỷ VNĐ* — QoQ ▲ 216 ▲ 22.5% — YoY ▲ 133 ▲ 12.8%

DT thuần — *9T 2025*: **2,941** *tỷ VNĐ* — YoY ▲ 176 ▲ 6.4%

LN gộp — *Q3/25*: **335** *tỷ VNĐ* — QoQ ▲ 45.0 ▲ 15.6% — YoY ▲ 7.00 ▲ 2.2%

LN gộp — *9T 2025*: **861** *tỷ VNĐ* — YoY ▼ 14.0 ▼ 1.6%

LN thuần — *Q3/25*: **170** *tỷ VNĐ* — QoQ ▼ 6.00 ▼ 3.3% — YoY ▲ 14.0 ▲ 9.1%

LN thuần — *9T 2025*: **455** *tỷ VNĐ* — YoY ▼ 21.0 ▼ 4.4%

LN sau thuế — *Q3/25*: **135** *tỷ VNĐ* — QoQ ▼ 3.00 ▼ 2.0% — YoY ▲ 5.00 ▲ 4.0%

LN sau thuế — *9T 2025*: **358** *tỷ VNĐ* — YoY ▲ 28.0 ▲ 8.6%

Kết quả kinh doanh

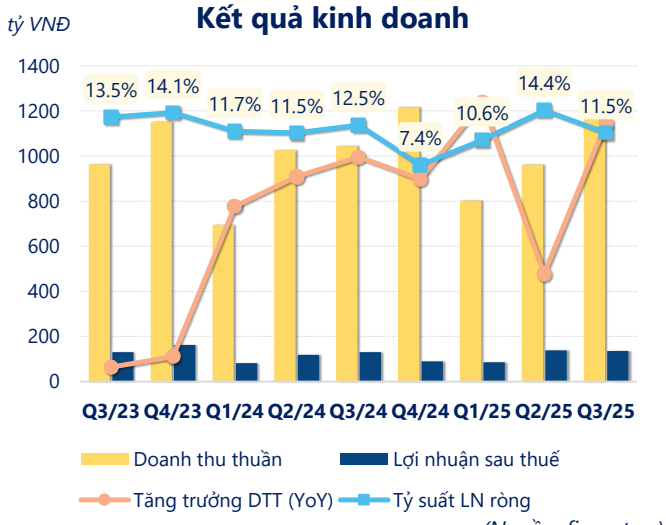

(Nguồn: fireant.vn)

Lịch sử giá

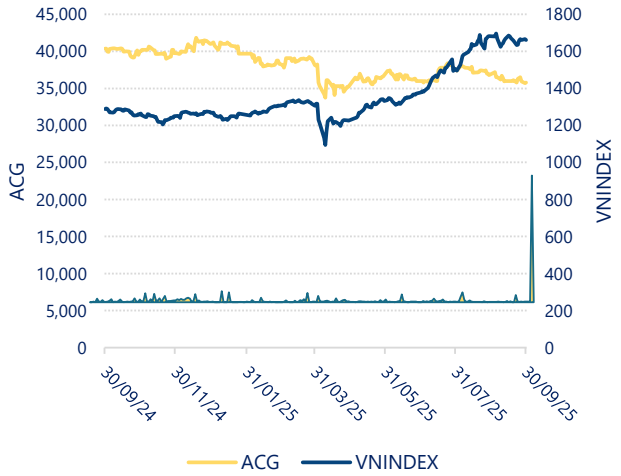

Powered by Infographic
https://fireant.vn/

CTCP Gỗ An Cường (HSX: ACG)

FireAnt

Tăng trưởng lợi nhuận

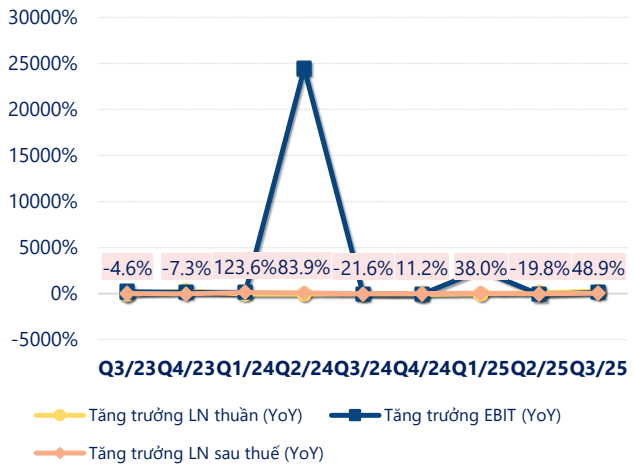

(Nguồn: fireant.vn)

Tăng trưởng chi phí

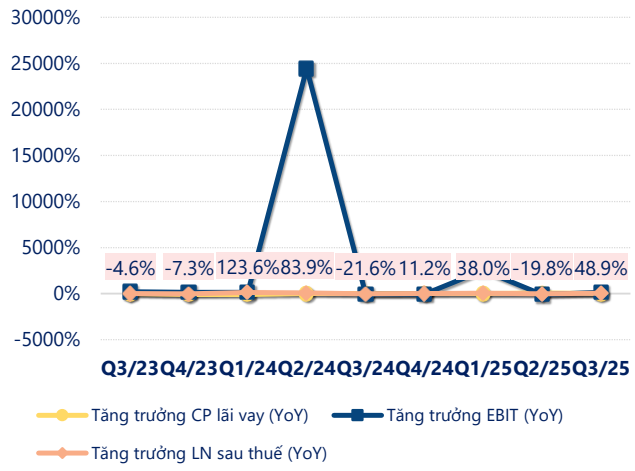

(Nguồn: fireant.vn)

Tỷ suất lợi nhuận

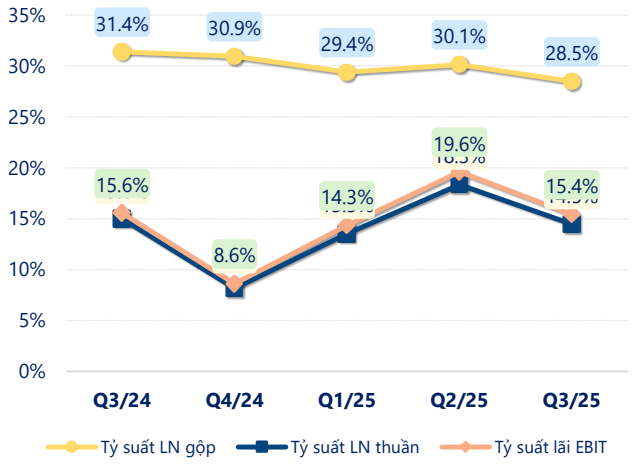

(Nguồn: fireant.vn)

Chỉ số thanh khoản

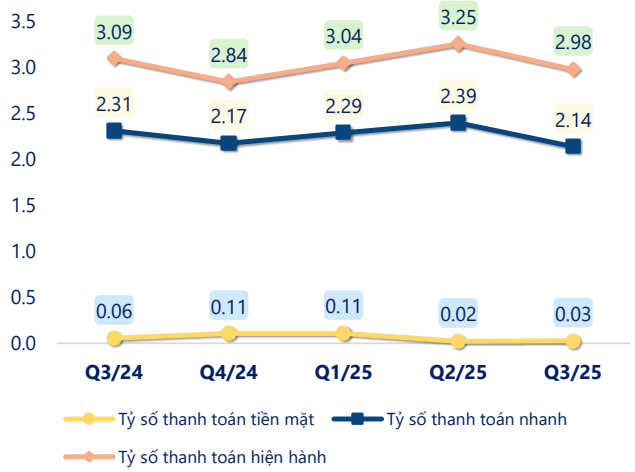

(Nguồn: fireant.vn)

Vòng quay tài sản

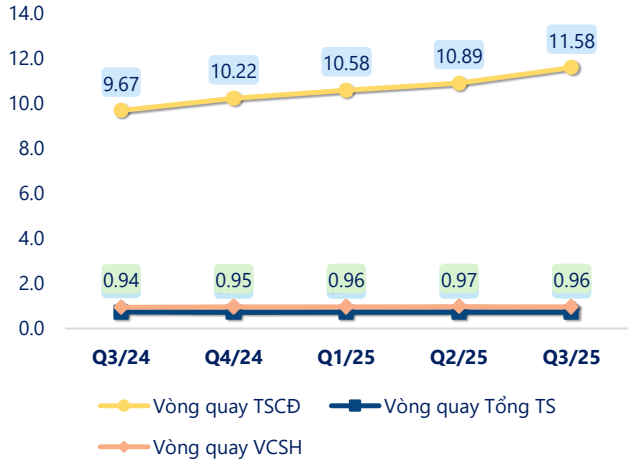

(Nguồn: fireant.vn)

EPS

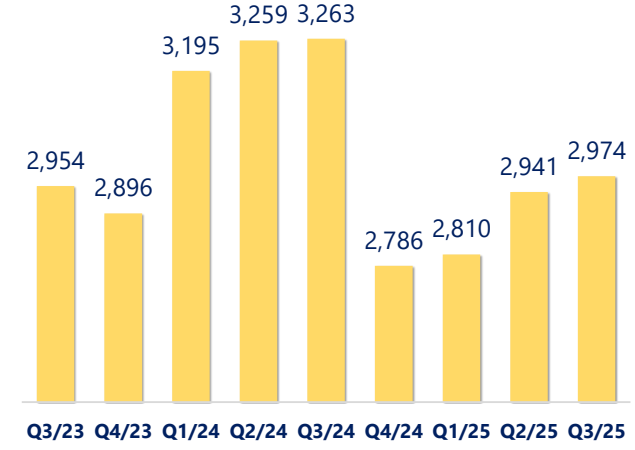

(Nguồn: fireant.vn)

CTCP Gỗ An Cường (HSX: ACG)

FireAnt

KẾT QUẢ KINH DOANH *(tỷ VNĐ)*	Q3/25	Q3/24	Thay đổi YoY	9T 2025	9T 2024	Thay đổi YoY
Doanh thu thuần	**1,177**	**1,044**	**12.8%**	**2,941**	**2,765**	**6.4%**
Giá vốn hàng bán	842	716	17.6%	2,080	1,890	10.1%
Lợi nhuận gộp	335	328	2.2%	861	875	-1.6%
Doanh thu HĐTC	35.1	40.1	-12.4%	147	130	13.2%
Chi phí TC	7.13	6.56	8.7%	30.2	27.8	8.3%
Chi phí lãi vay	7.40	5.11	44.7%	22.9	21.8	5.1%
LN trong công ty LKLD	**1.36**	**0.00**		**1.62**	**0.15**	**983%**
Chi phí bán hàng	140	134	4.4%	390	355	10.1%
Chi phí QLDN	**54.5**	**71.3**	**-23.6%**	**134**	**147**	**-8.8%**
LN thuần từ HĐKD	170	156	9.1%	455	476	-4.4%
Lợi nhuận khác	**3.91**	**0.96**	**307%**	**7.02**	**-50.9**	**114%**
LN trước thuế	174	157	10.9%	462	425	8.7%
Lợi nhuận sau thuế	**135**	**130**	**4.0%**	**358**	**330**	**8.6%**
LNST của CĐ cty mẹ	**135**	**130**	**4.1%**	**358**	**330**	**8.6%**
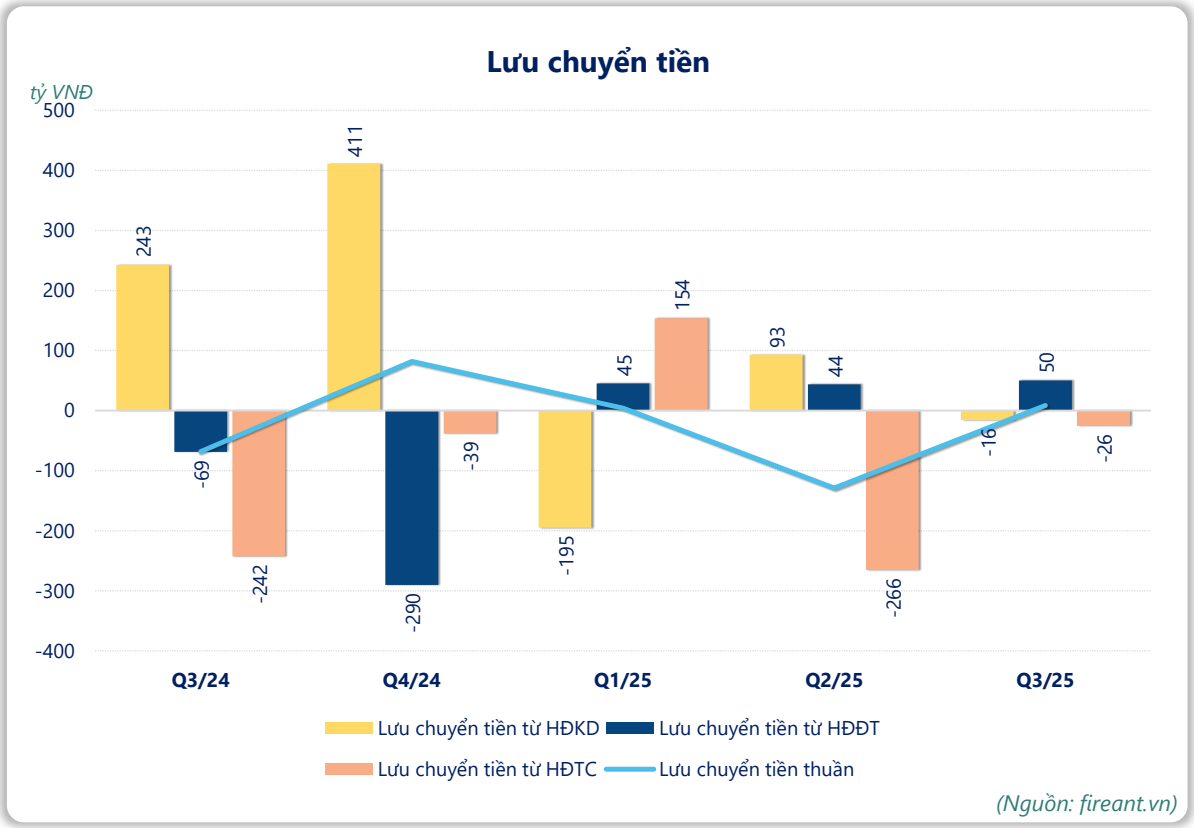
(Nguồn: fireant.vn)