CTCP VSC Green Logistics (HNX: GIC)

FireAnt

Ngày 30/06/2025	15,500 VNĐ		
Thay đổi	*1 tháng*	*3 tháng*	*6 tháng*
	3.3%	**-6.1%**	**2.0%**

ROE — Q2/25: **6.4%** | +/- YoY: ▼ 1.1%

DT thuần — *Q2/25*: **38.4** *tỷ VNĐ* | QoQ: ▲ 1.80 ▲ 4.8% | YoY: ▲ 0.20 ▲ 0.4%

DT thuần — *6T 2025*: **75.0** *tỷ VNĐ* | YoY: ▲ 1.80 ▲ 2.4%

LN gộp — *Q2/25*: **17.4** *tỷ VNĐ* | QoQ: ▲ 3.60 ▲ 26.3% | YoY: ▲ 1.60 ▲ 10.3%

LN gộp — *6T 2025*: **31.3** *tỷ VNĐ* | YoY: ▲ 1.40 ▲ 4.5%

LN thuần — *Q2/25*: **4.62** *tỷ VNĐ* | QoQ: ▲ 1.53 ▲ 49.6% | YoY: ▼ 0.72 ▼ 13.4%

LN thuần — *6T 2025*: **7.72** *tỷ VNĐ* | YoY: ▼ 0.55 ▼ 6.7%

LN sau thuế — *Q2/25*: **4.14** *tỷ VNĐ* | QoQ: ▲ 1.44 ▲ 53.2% | YoY: ▼ 0.77 ▼ 15.7%

LN sau thuế — *6T 2025*: **6.84** *tỷ VNĐ* | YoY: ▼ 0.85 ▼ 11.0%

Kết quả kinh doanh

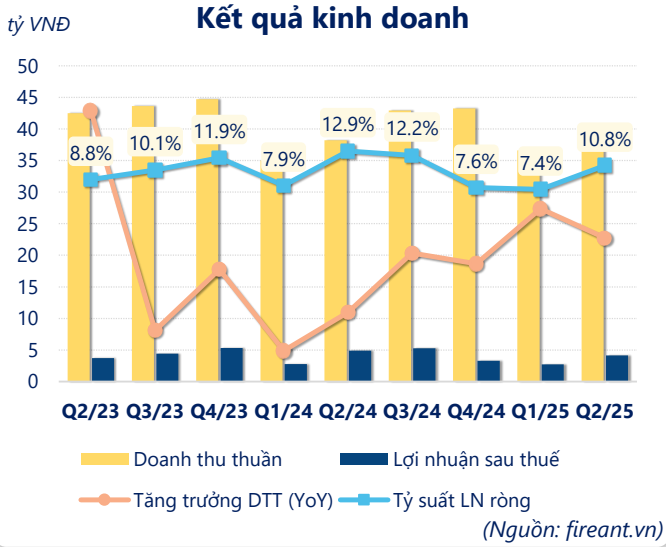

(Nguồn: fireant.vn)

Lịch sử giá

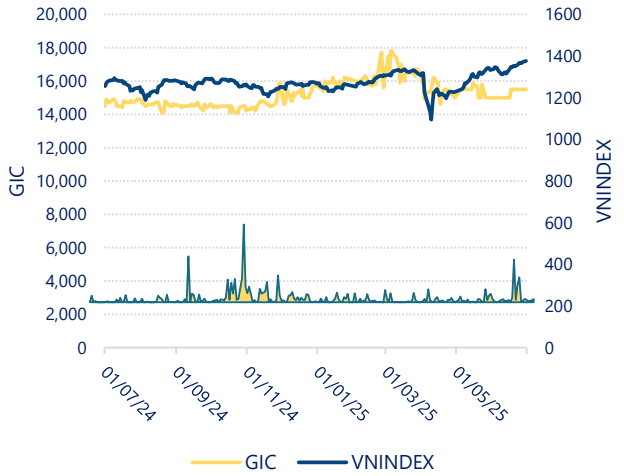

CTCP VSC Green Logistics (HNX: GIC)

Tăng trưởng lợi nhuận

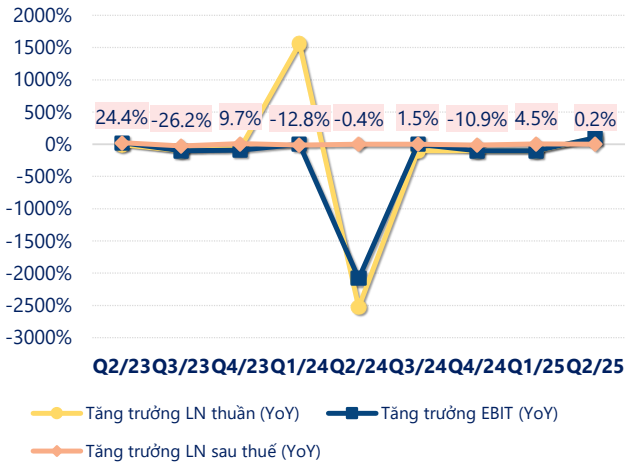

(Nguồn: fireant.vn)

Tăng trưởng chi phí

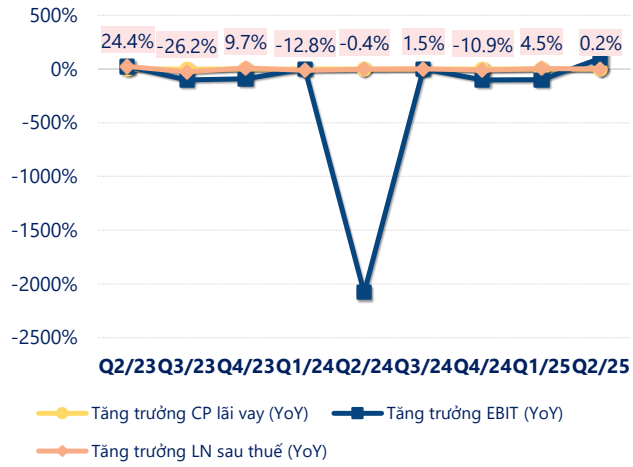

(Nguồn: fireant.vn)

Tỷ suất lợi nhuận

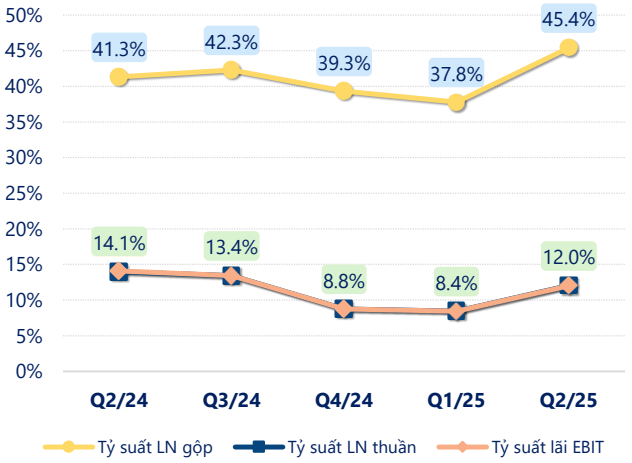

(Nguồn: fireant.vn)

Chỉ số thanh khoản

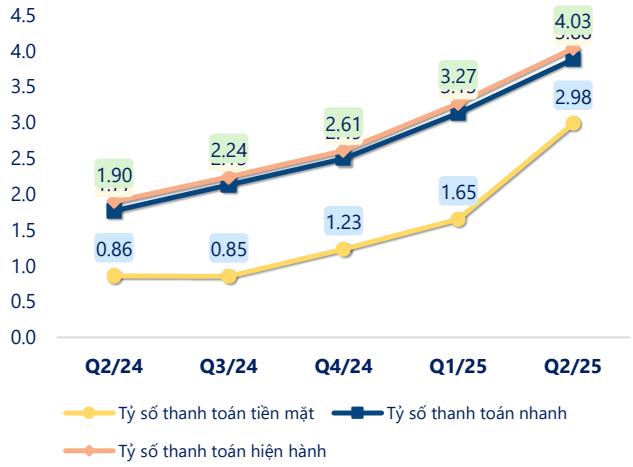

(Nguồn: fireant.vn)

Vòng quay tài sản

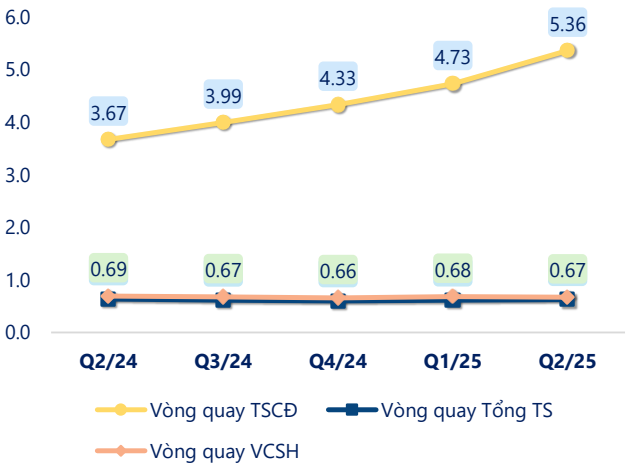

(Nguồn: fireant.vn)

EPS

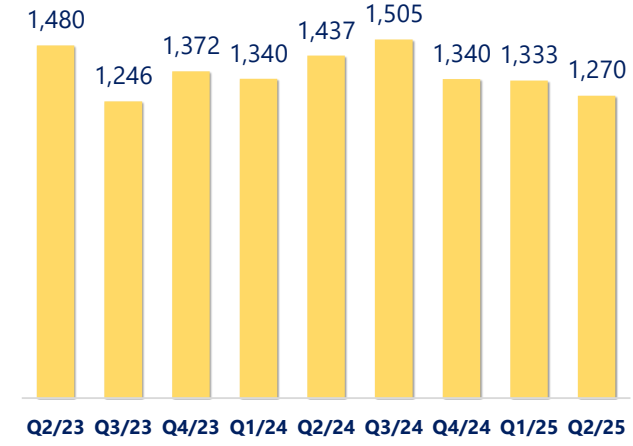

(Nguồn: fireant.vn)

CTCP VSC Green Logistics (HNX: GIC)

KẾT QUẢ KINH DOANH *(tỷ VNĐ)*	Q2/25	Q2/24	Thay đổi YoY	6T 2025	6T 2024	Thay đổi YoY
Doanh thu thuần	**38.4**	**38.2**	**0.4%**	**75.0**	**73.2**	**2.4%**
Giá vốn hàng bán	20.9	22.4	-6.5%	43.7	43.3	1.0%
Lợi nhuận gộp	17.4	15.8	10.3%	31.3	29.9	4.5%
Doanh thu HĐTC	0.38	0.46	-17.8%	0.69	0.63	9.3%
Chi phí TC	0.70	0.28	150%	1.03	0.68	51.1%
Chi phí lãi vay	0	0.00		0	0	
LN trong công ty LKLD	**0**	**0.00**		**0**	**0**	
Chi phí bán hàng	11.1	9.44	17.1%	20.1	18.6	7.9%
Chi phí QLDN	**1.43**	**1.18**	**21.0%**	**3.14**	**2.98**	**5.3%**
LN thuần từ HĐKD	4.62	5.34	-13.4%	7.72	8.27	-6.7%
Lợi nhuận khác	**-0.01**	**0.04**	**-128%**	**-0.02**	**0.26**	**-106%**
LN trước thuế	4.61	5.38	-14.3%	7.70	8.53	-9.7%
Lợi nhuận sau thuế	**4.14**	**4.91**	**-15.7%**	**6.84**	**7.69**	**-11.0%**
LNST của CĐ cty mẹ	**4.14**	**4.91**	**-15.7%**	**6.84**	**7.69**	**-11.0%**

(Nguồn: fireant.vn)

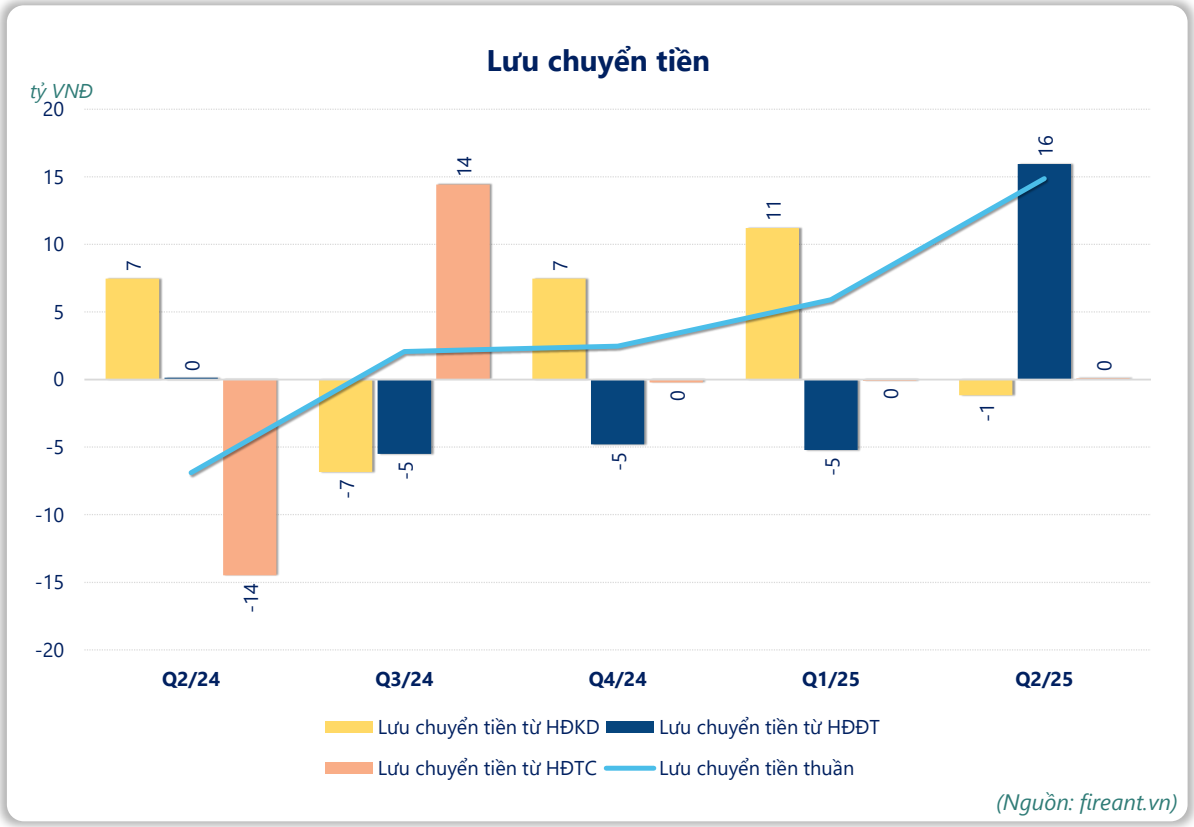

(Nguồn: fireant.vn)