# CTCP Nhựa Thiếu Niên Tiền Phong (HNX: NTP)

FireAnt

| Ngày 31/03/2025 | 66,000 VNĐ | | |
|---|---|---|---|
| **Thay đổi** | *1 tháng* | *3 tháng* | *6 tháng* |
| | **2.6%** | **3.5%** | **11.5%** |

| | 2024 | +/- YoY |
|---|---|---|
| **ROE** | **21.7%** | ▲ 2.9% |

| | Q1/25 | QoQ | YoY |
|---|---|---|---|
| **DT thuần** | **1,269** tỷ VNĐ | ▼ 557<br>▼ 30.5% | ▲ 320<br>▲ 33.7% |

| | 2024 | YoY |
|---|---|---|
| **DT thuần** | **5,657** tỷ VNĐ | ▲ 481<br>▲ 9.3% |

| | Q1/25 | QoQ | YoY |
|---|---|---|---|
| **LN gộp** | **358** tỷ VNĐ | ▼ 242<br>▼ 40.3% | ▲ 84.0<br>▲ 30.8% |

| | 2024 | YoY |
|---|---|---|
| **LN gộp** | **1,770** tỷ VNĐ | ▲ 214<br>▲ 13.7% |

| | Q1/25 | QoQ | YoY |
|---|---|---|---|
| **LN thuần** | **252** tỷ VNĐ | ▼ 10.0<br>▼ 3.6% | ▲ 122<br>▲ 94.2% |

| | 2024 | YoY |
|---|---|---|
| **LN thuần** | **885** tỷ VNĐ | ▲ 230<br>▲ 35.1% |

| | Q1/25 | QoQ | YoY |
|---|---|---|---|
| **LN sau thuế** | **212** tỷ VNĐ | ▼ 5.00<br>▼ 2.3% | ▲ 103<br>▲ 94.4% |

| | 2024 | YoY |
|---|---|---|
| **LN sau thuế** | **736** tỷ VNĐ | ▲ 177<br>▲ 31.5% |

## Kết quả kinh doanh

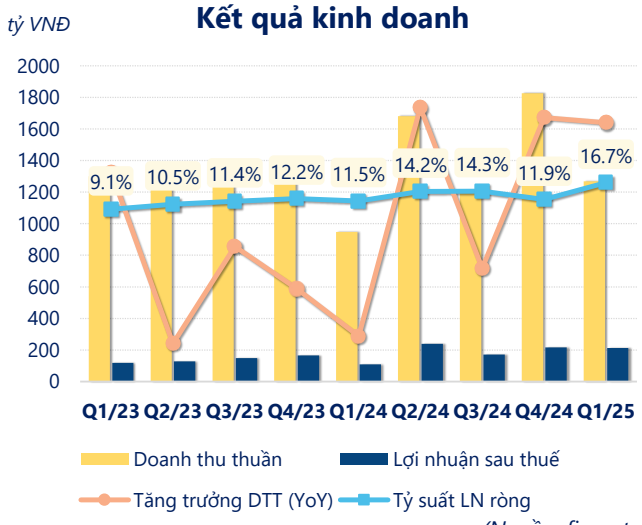


*(Nguồn: fireant.vn)*

## Lịch sử giá

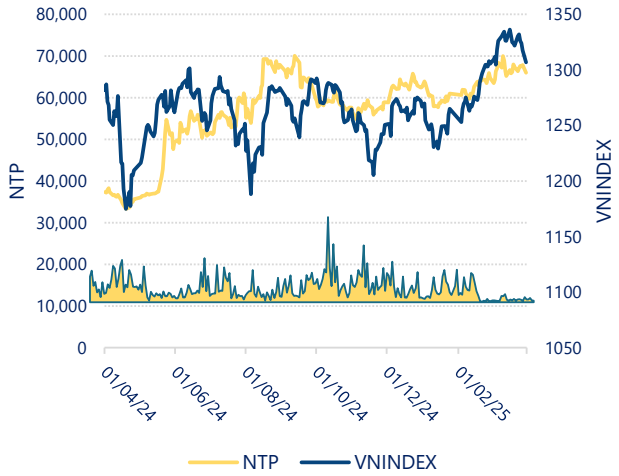


Powered by Infographic
https://fireant.vn/

# CTCP Nhựa Thiếu Niên Tiền Phong (HNX: NTP)

FireAnt

## Tăng trưởng lợi nhuận

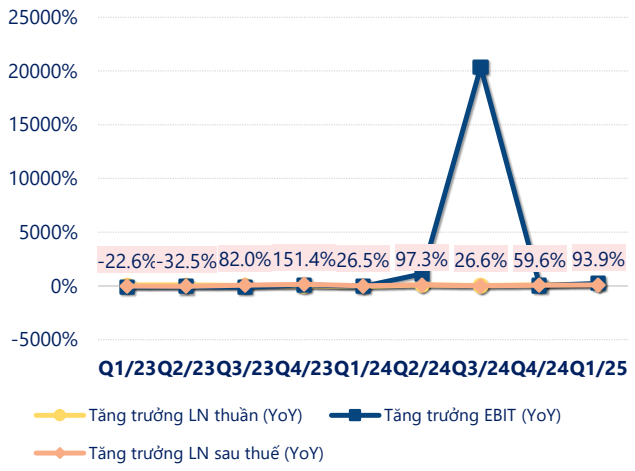


*(Nguồn: fireant.vn)*

## Tăng trưởng chi phí

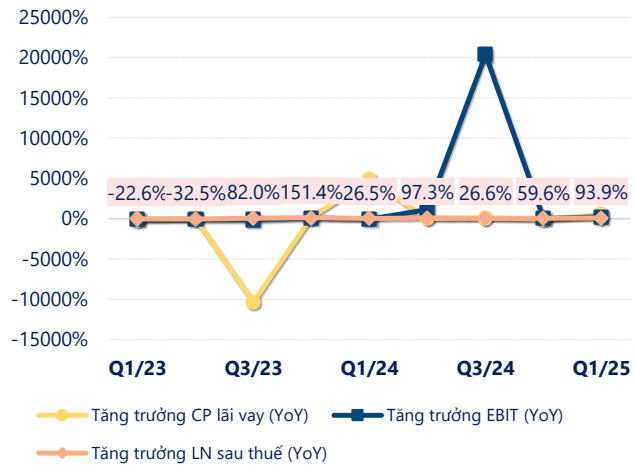


*(Nguồn: fireant.vn)*

## Tỷ suất lợi nhuận

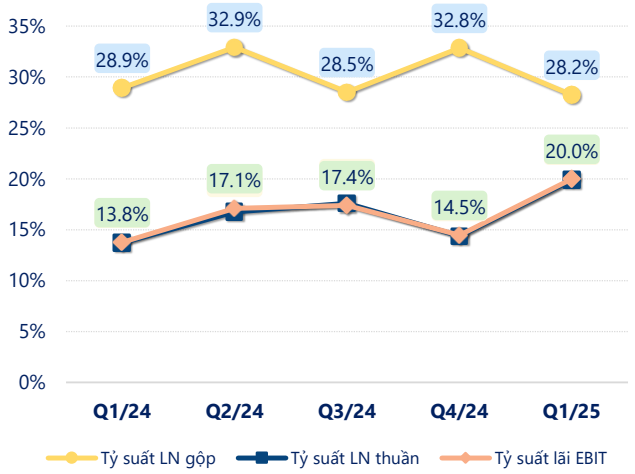


*(Nguồn: fireant.vn)*

## Chỉ số thanh khoản

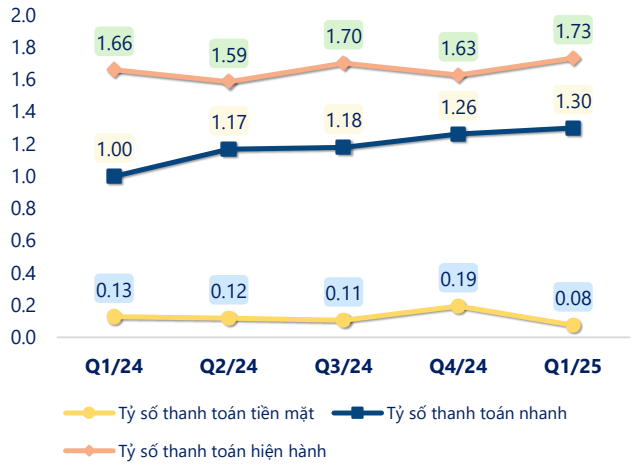


*(Nguồn: fireant.vn)*

## Vòng quay tài sản

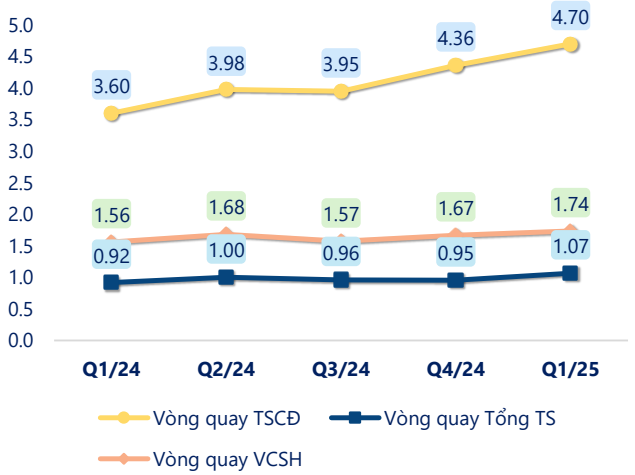


*(Nguồn: fireant.vn)*

## EPS

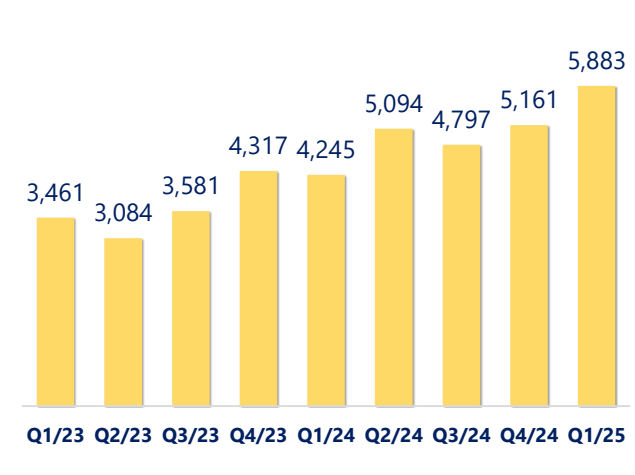


*(Nguồn: fireant.vn)*

# CTCP Nhựa Thiếu Niên Tiền Phong (HNX: NTP)

FireAnt

| KẾT QUẢ KINH DOANH *(tỷ VNĐ)* | Q1/25 | Q1/24 | Thay đổi YoY | 2024 | 2023 | Thay đổi YoY |
|---|---|---|---|---|---|---|
| **Doanh thu thuần** | **1,269** | **949** | **33.7%** | **5,657** | **5,176** | **9.3%** |
| Giá vốn hàng bán | 911 | 674 | 35.1% | 3,887 | 3,620 | 7.4% |
| **Lợi nhuận gộp** | 358 | 274 | 30.8% | 1,770 | 1,556 | 13.7% |
| Doanh thu HĐTC | 36.6 | 15.5 | 136% | 91.6 | 65.7 | 39.4% |
| Chi phí TC | 22.4 | 20.7 | 8.2% | 139 | 159 | -12.5% |
| **Chi phí lãi vay** | 0 | 0.00 | | 48.9 | 90.1 | -45.7% |
| LN trong công ty LKLD | **18.8** | **2.99** | **528%** | **22.8** | **14.9** | **53.1%** |
| Chi phí bán hàng | 91.7 | 94.3 | -2.7% | 633 | 632 | 0.1% |
| Chi phí QLDN | **47.2** | **47.9** | **-1.5%** | **227** | **190** | **19.5%** |
| **LN thuần từ HĐKD** | 252 | 130 | 94.2% | 885 | 655 | 35.1% |
| Lợi nhuận khác | **1.19** | **0.51** | **133%** | **3.39** | **4.11** | **-17.6%** |
| **LN trước thuế** | 254 | 131 | 93.6% | 888 | 659 | 34.8% |
| **Lợi nhuận sau thuế** | **212** | **109** | **94.4%** | **736** | **559** | **31.5%** |
| **LNST của CĐ cty mẹ** | **212** | **109** | **94.4%** | **736** | **559** | **31.5%** |

*(Nguồn: fireant.vn)*

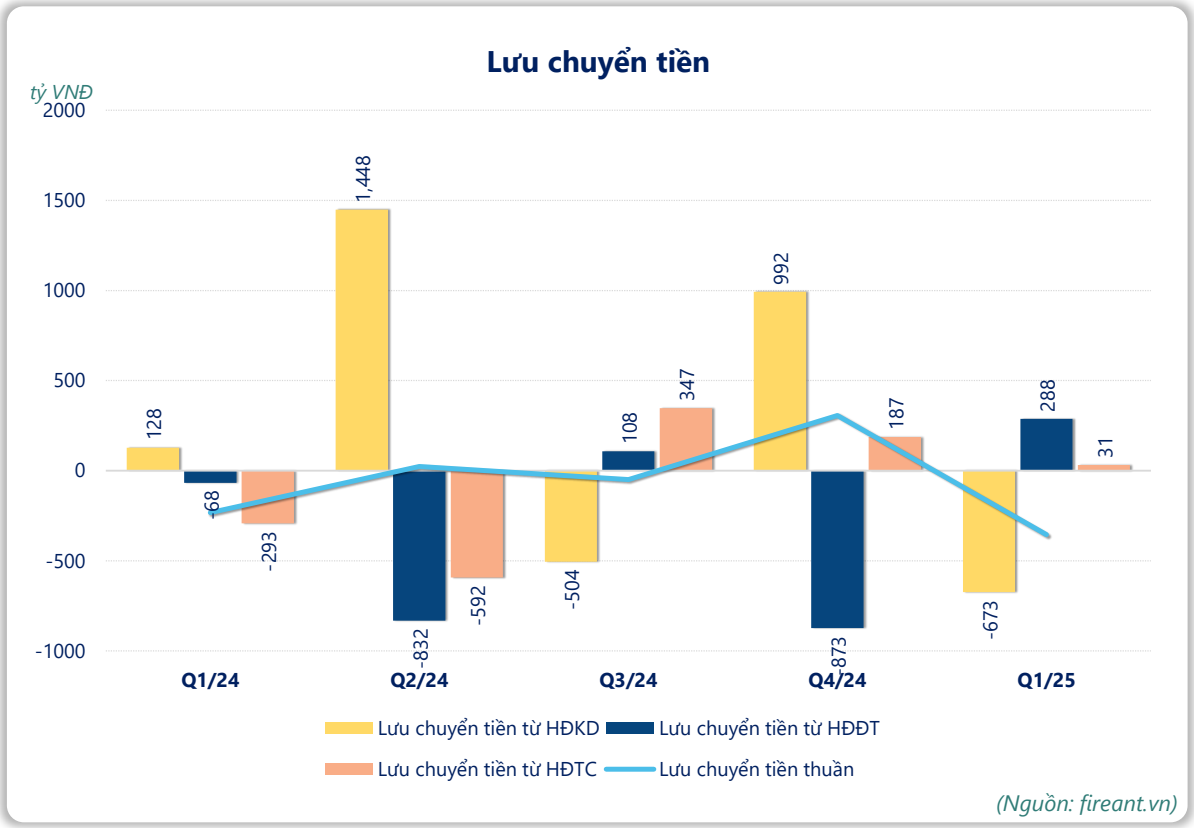


*(Nguồn: fireant.vn)*