CTCP PVI (HNX: PVI)

FireAnt

Ngày 31/12/2024	61,000 VNĐ		
Thay đổi	*1 tháng*	*3 tháng*	*6 tháng*
	21.3%	**34.4%**	**14.4%**

2024

ROE 10.4%

+/- YoY ▼ 1.6%

Q4/24

DT thuần 2,061 *tỷ VNĐ*

QoQ ▲ 130 ▲ 6.7%

YoY ▲ 373 ▲ 22.1%

2024

DT thuần 7,738 *tỷ VNĐ*

YoY ▲ 1,029 ▲ 15.3%

Q4/24

LN gộp 157 *tỷ VNĐ*

QoQ ▲ 13.0 ▲ 9.0%

YoY ▼ 84.0 ▼ 34.9%

2024

LN gộp 953 *tỷ VNĐ*

YoY ▼ 86.0 ▼ 8.2%

Q4/24

LN thuần 137 *tỷ VNĐ*

QoQ ▼ 60.0 ▼ 30.7%

YoY ▼ 80.0 ▼ 37.1%

2024

LN thuần 1,114 *tỷ VNĐ*

YoY ▼ 130 ▼ 10.4%

Q4/24

LN sau thuế 66.6 *tỷ VNĐ*

QoQ ▼ 95.4 ▼ 58.9%

YoY ▼ 64.4 ▼ 49.2%

2024

LN sau thuế 880 *tỷ VNĐ*

YoY ▼ 127 ▼ 12.6%

Kết quả kinh doanh

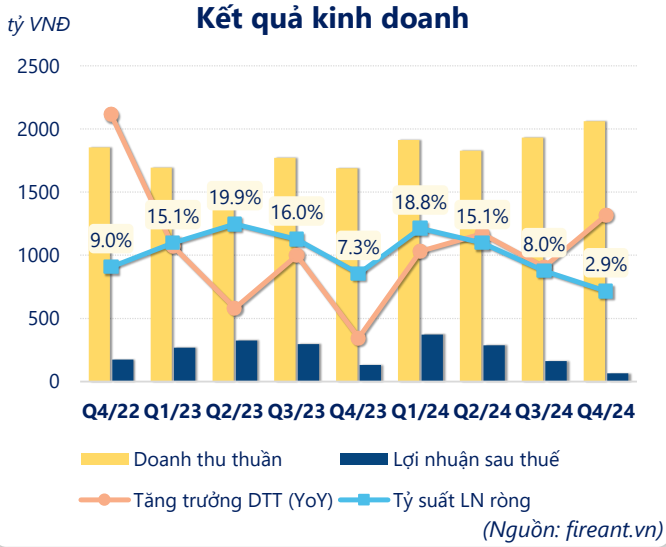

(Nguồn: fireant.vn)

Lịch sử giá

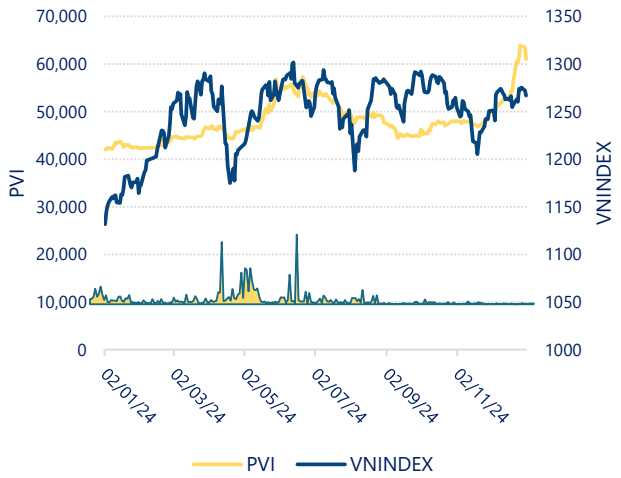

CTCP PVI (HNX: PVI)

Tăng trưởng lợi nhuận

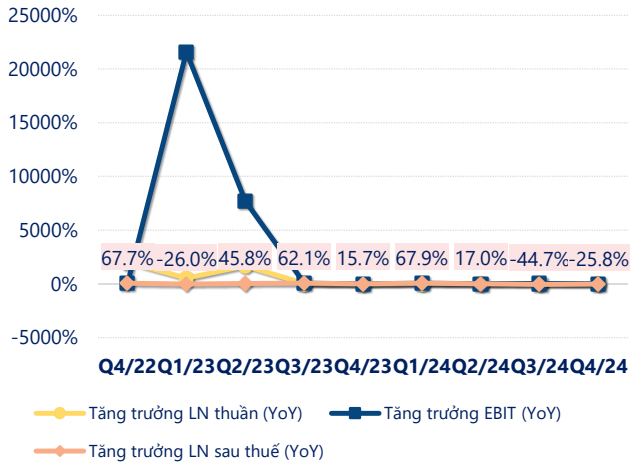

(Nguồn: fireant.vn)

Tăng trưởng chi phí

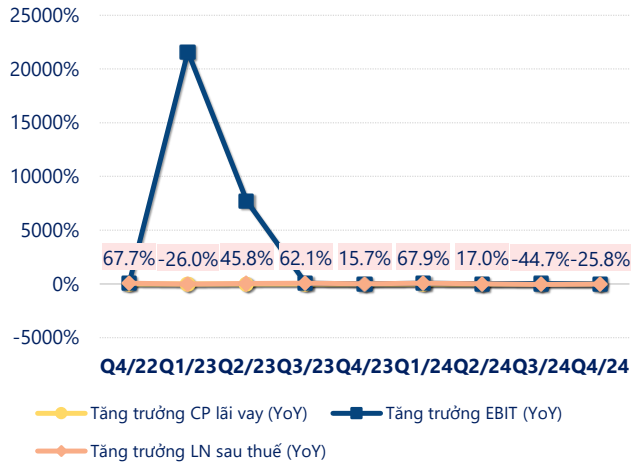

(Nguồn: fireant.vn)

Tỷ suất lợi nhuận

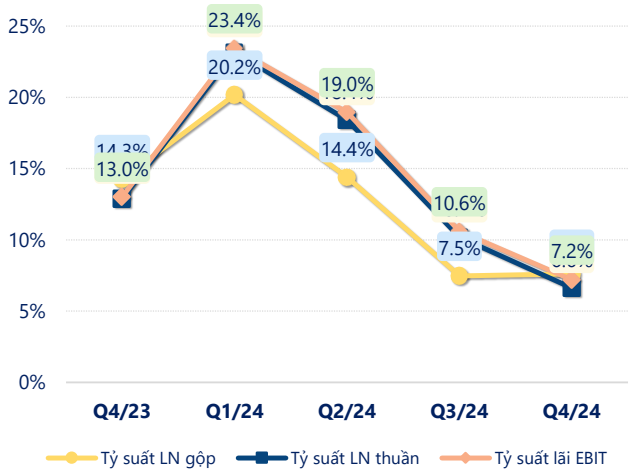

(Nguồn: fireant.vn)

Chỉ số thanh khoản

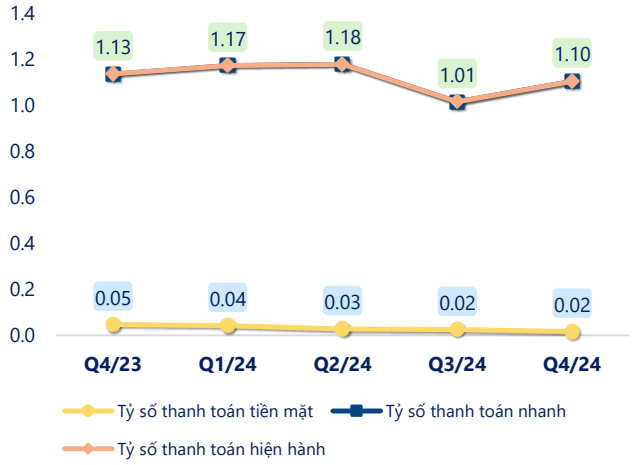

(Nguồn: fireant.vn)

Vòng quay tài sản

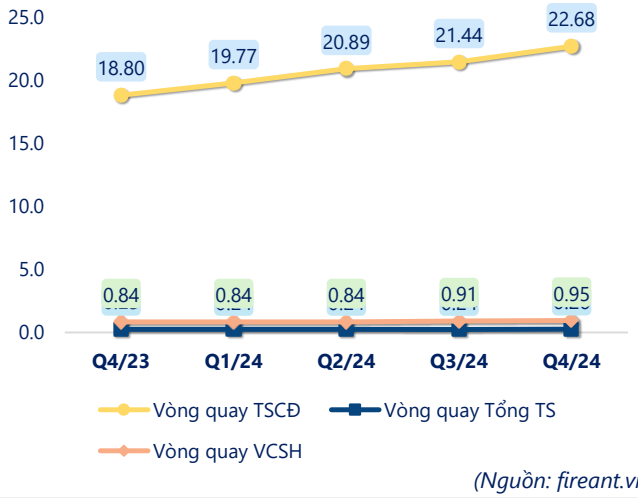

(Nguồn: fireant.vn)

EPS

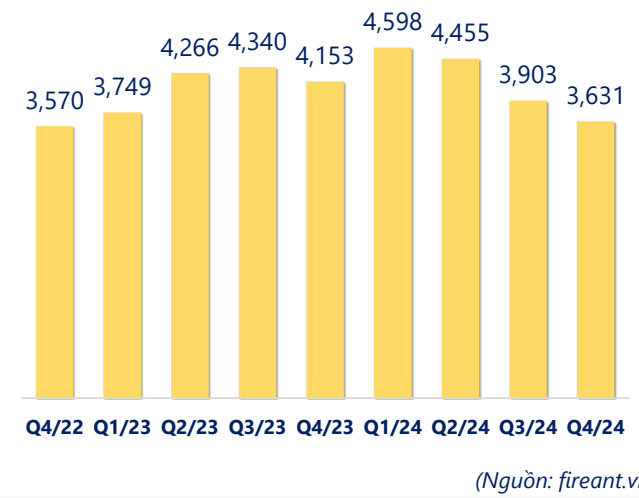

(Nguồn: fireant.vn)

CTCP PVI (HNX: PVI)

KẾT QUẢ KINH DOANH *(tỷ VNĐ)*	Q4/24	Q4/23	Thay đổi YoY	2024	2023	Thay đổi YoY
Doanh thu thuần	**2,061**	**1,688**	**22.1%**	**7,738**	**6,709**	**15.3%**
Giá vốn hàng bán	1,904	1,447	31.6%	6,785	5,671	19.7%
Lợi nhuận gộp	157	241	-34.9%	953	1,039	-8.2%
Doanh thu HĐTC	342	334	2.3%	1,321	1,330	-0.6%
Chi phí TC	149	138	7.8%	446	397	12.5%
Chi phí lãi vay	11.2	5.47	104%	31.7	32.9	-3.5%
LN trong công ty LKLD	**0**	**0.00**		**0**	**0**	
Chi phí bán hàng	0	0.00		0	0	
Chi phí QLDN	**213**	**219**	**-2.6%**	**714**	**728**	**-2.0%**
LN thuần từ HĐKD	137	217	-37.1%	1,114	1,244	-10.4%
Lợi nhuận khác	**0.73**	**-3.25**	**122%**	**3.33**	**2.63**	**26.8%**
LN trước thuế	137	214	-35.9%	1,118	1,246	-10.3%
Lợi nhuận sau thuế	**66.6**	**131**	**-49.2%**	**880**	**1,007**	**-12.6%**
LNST của CĐ cty mẹ	**59.9**	**124**	**-51.7%**	**843**	**957**	**-11.9%**

(Nguồn: fireant.vn)

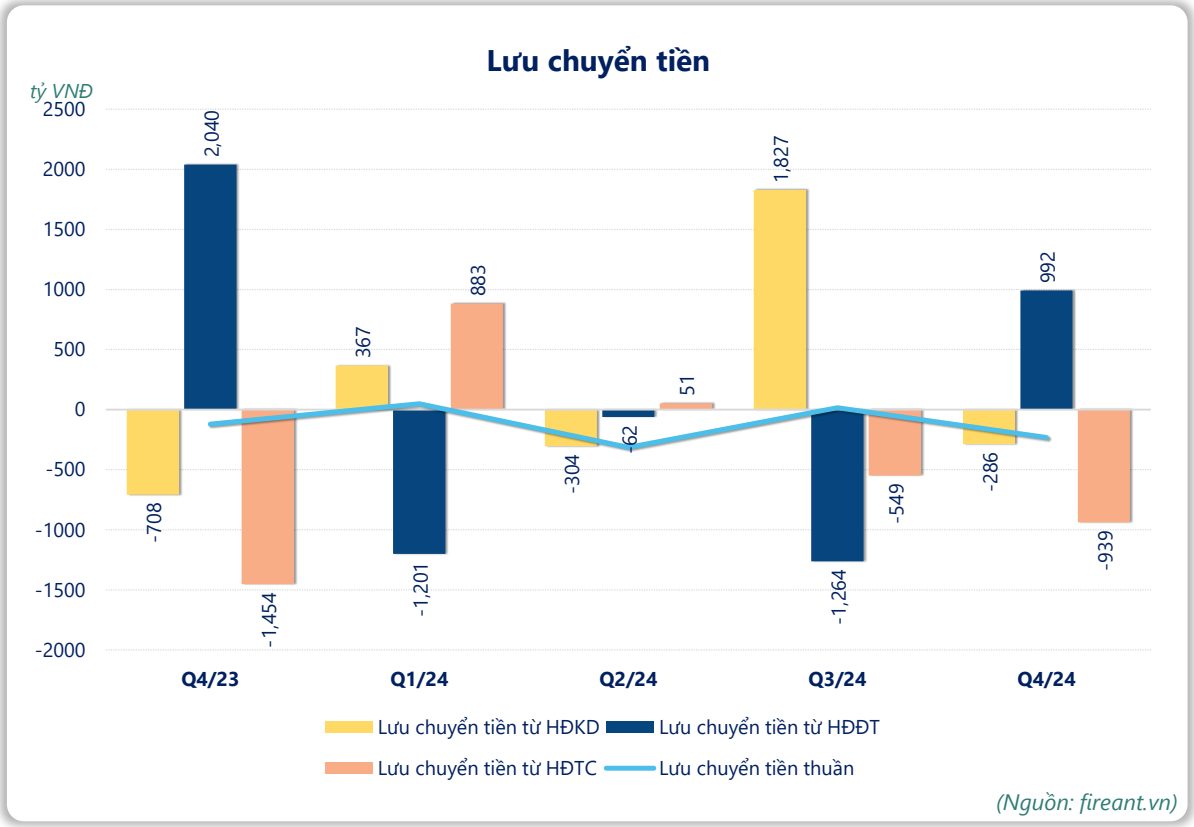

(Nguồn: fireant.vn)