Tập đoàn Vingroup - CTCP (HSX: VIC)

FireAnt

Ngày 30/09/2024	42,000 VNĐ		
Thay đổi	*1 tháng*	*3 tháng*	*6 tháng*
	-5.0%	**1.6%**	**-12.1%**

Q3/24

ROE 6.1%

+/- YoY ▲ 3.5%

Q3/24

DT thuần 62,850 *tỷ VNĐ*

QoQ ▲ 20,523 ▲ 48.5%

YoY ▲ 14,902 ▲ 31.1%

9T 2024

DT thuần 126,916 *tỷ VNĐ*

YoY ▼ 7,291 ▼ 5.4%

Q3/24

LN gộp 13,074 *tỷ VNĐ*

QoQ ▲ 6,079 ▲ 86.9%

YoY ▲ 1,334 ▲ 11.4%

9T 2024

LN gộp 18,113 *tỷ VNĐ*

YoY ▼ 8,712 ▼ 32.5%

Q3/24

LN thuần 5,590 *tỷ VNĐ*

QoQ ▲ 3,403 ▲ 156%

YoY ▲ 7,734 ▲ 361%

9T 2024

LN thuần 10,715 *tỷ VNĐ*

YoY ▲ 3,871 ▲ 56.5%

Q3/24

LN sau thuế 2,015 *tỷ VNĐ*

QoQ ▲ 1,296 ▲ 180%

YoY ▲ 1,448 ▲ 255%

9T 2024

LN sau thuế 4,069 *tỷ VNĐ*

YoY ▲ 2,513 ▲ 161%

Kết quả kinh doanh

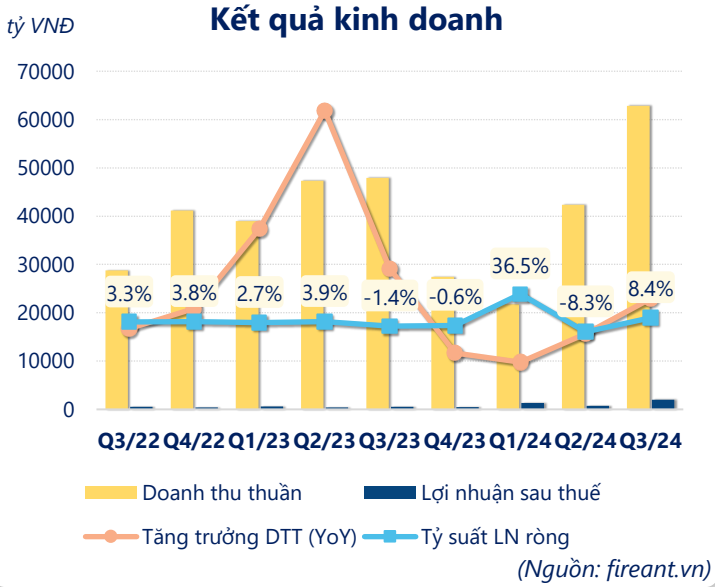

(Nguồn: fireant.vn)

Lịch sử giá

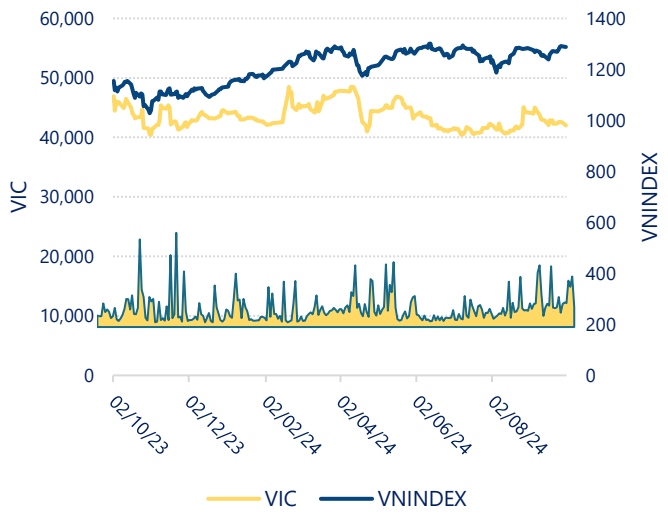

Tăng trưởng lợi nhuận

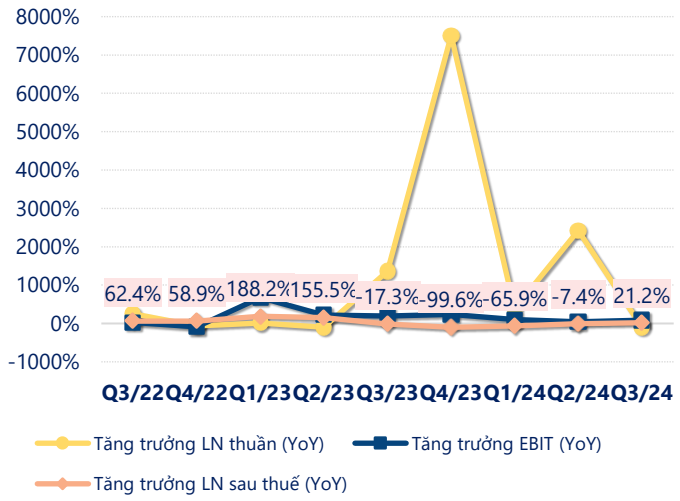

(Nguồn: fireant.vn)

Tăng trưởng chi phí

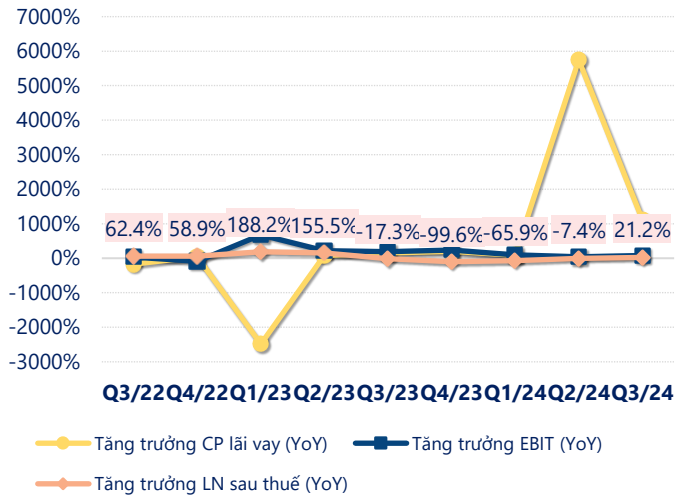

(Nguồn: fireant.vn)

Tỷ suất lợi nhuận

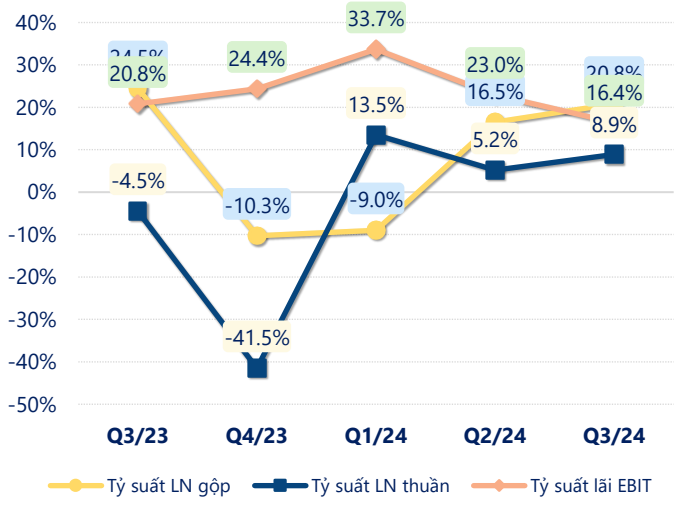

(Nguồn: fireant.vn)

Chỉ số thanh khoản

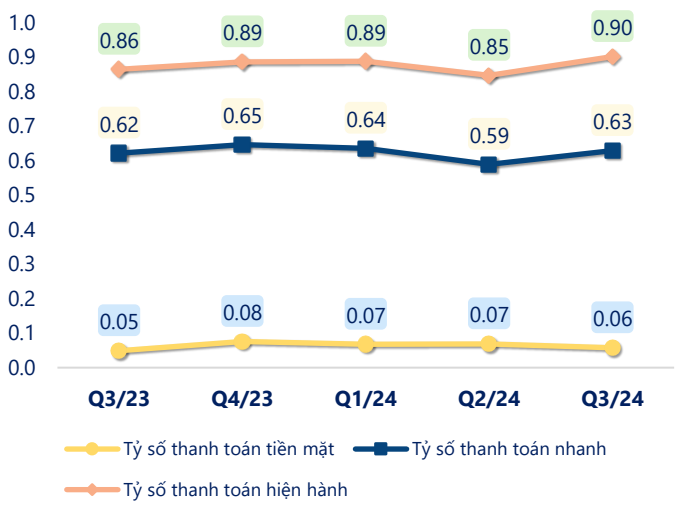

(Nguồn: fireant.vn)

Vòng quay tài sản

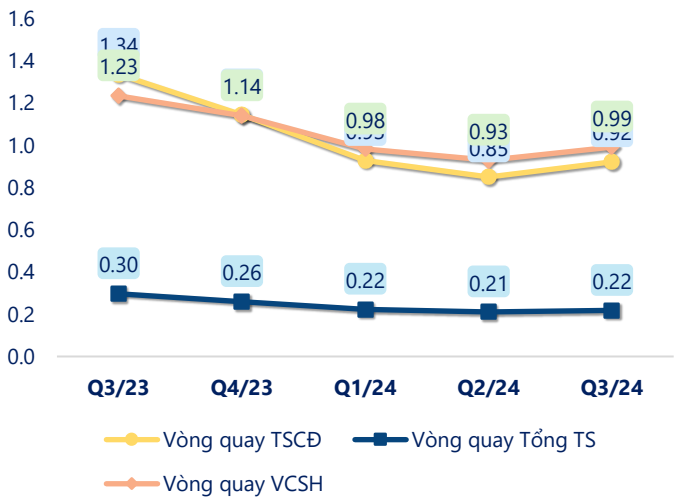

(Nguồn: fireant.vn)

EPS

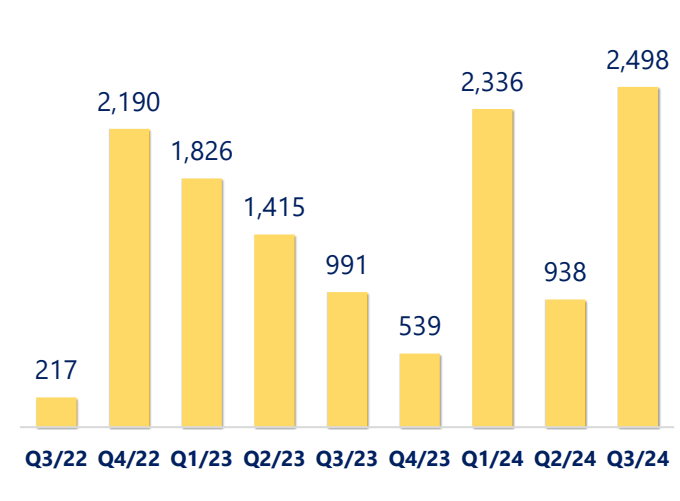

(Nguồn: fireant.vn)

KẾT QUẢ KINH DOANH *(tỷ VNĐ)*	Q3/24	Q3/23	Thay đổi YoY	9T 2024	9T 2023	Thay đổi YoY
Doanh thu thuần	**62,850**	**47,948**	**31.1%**	**126,916**	**134,207**	**-5.4%**
Giá vốn hàng bán	49,777	36,208	37.5%	108,803	107,381	1.3%
Lợi nhuận gộp	13,074	11,740	11.4%	18,113	26,825	-32.5%
Doanh thu HĐTC	8,572	1,312	553%	37,813	15,567	143%
Chi phí TC	7,603	8,210	-7.4%	23,493	16,477	42.6%
Chi phí lãi vay	5,608	5,504	1.9%	16,060	12,030	33.5%
LN trong công ty LKLD	**217**	**17.8**	**1117%**	**686**	**-101**	**776%**
Chi phí bán hàng	5,158	3,225	59.9%	12,117	8,927	35.7%
Chi phí QLDN	**3,511**	**3,778**	**-7.1%**	**10,287**	**10,042**	**2.4%**
LN thuần từ HĐKD	5,590	-2,144	361%	10,715	6,844	56.5%
Lợi nhuận khác	**-885**	**6,620**	**-113%**	**577**	**5,531**	**-89.6%**
LN trước thuế	4,705	4,475	5.1%	11,292	12,375	-8.8%
Lợi nhuận sau thuế	**2,015**	**567**	**255%**	**4,069**	**1,556**	**161%**
LNST của CĐ cty mẹ	**5,295**	**-669**	**891%**	**9,711**	**2,221**	**337%**

(Nguồn: fireant.vn)

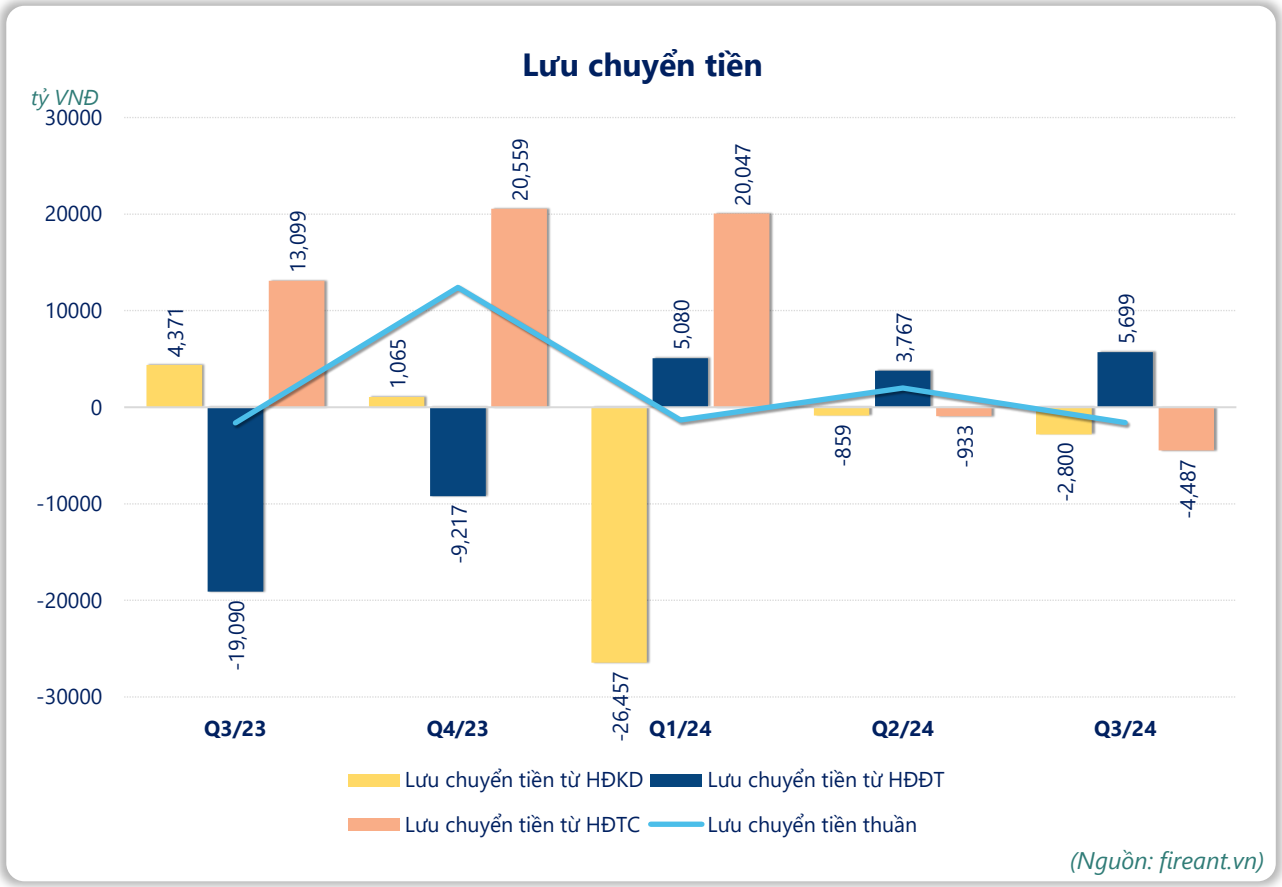

(Nguồn: fireant.vn)