# CTCP Thép Nhà Bè - VNSTEEL

FireAnt

| Ngày 31/03/2024 | 13,500 VNĐ | | |
|---|---|---|---|
| **Thay đổi** | *1 tháng* | *3 tháng* | *6 tháng* |
| | **0%** | **35.0%** | **50.0%** |

| | |
|---|---|
| Sàn giao dịch | UPCOM |
| Khoảng giá 52 tuần | 6,000 - 13,500 |
| Vốn hóa (tỷ VNĐ) | 196 |
| Số lượng CPLH (CP) | 14,489,877 |
| KLGD BQ 20 phiên (CP) | 15 |
| Sở hữu nước ngoài | 0.4% |
| Beta | 0.09 |
| EPS | -101 |
| P/E | -133.4 |

**DT thuần**
*Q1/24*
**293**
*tỷ VNĐ*
QoQ: ▼90.0| -23.4%
YoY: ▼122| -29.3%

**LN trước thuế**
*Q1/24*
**0.96**
*tỷ VNĐ*
QoQ: ▼3.10| -76.4%
YoY: ▼4.03| -80.8%

**LN sau thuế**
*Q1/24*
**0.77**
*tỷ VNĐ*
QoQ: ▼2.24| -74.5%
YoY: ▼3.29| -81.1%

**ROA**
2023
**0.5%**
+/- YoY: ▲ 2.2%

**DT thuần**
*2023*
**1,448**
*tỷ VNĐ*
YoY: ▼544| -27.3%

**LN trước thuế**
*2023*
**2.82**
*tỷ VNĐ*
YoY: ▲ 11.2| 134%

**LN sau thuế**
*2023*
**1.78**
*tỷ VNĐ*
YoY: ▲ 10.2| 121%

**ROE**
2023
**1.0%**
+/- YoY: ▲ 5.5%

## Cơ cấu sở hữu

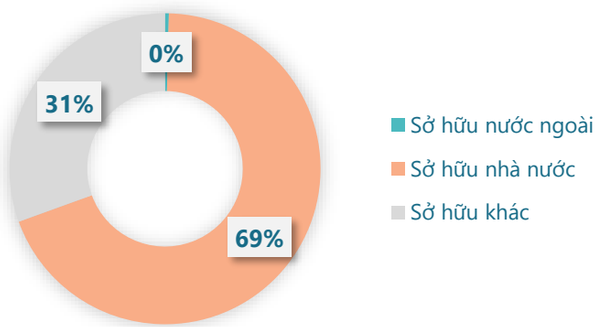


*(Nguồn: fireant.vn)*

## Cơ cấu cổ đông

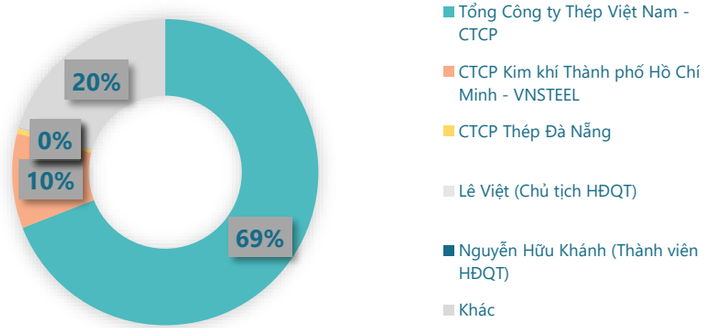


*(Nguồn: fireant.vn)*

## Tỷ suất lợi nhuận

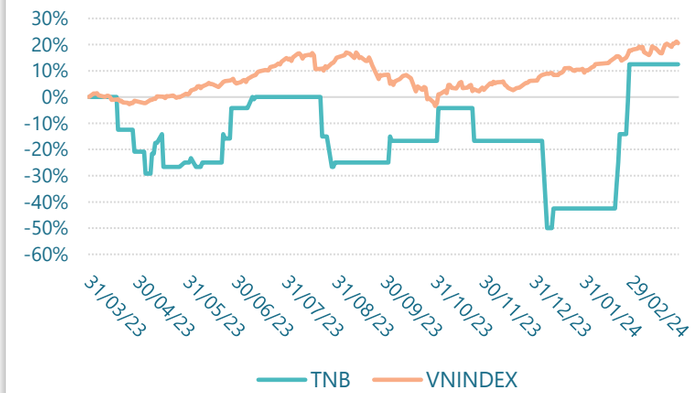

# CTCP Thép Nhà Bè - VNSTEEL

FireAnt

## Kết quả kinh doanh

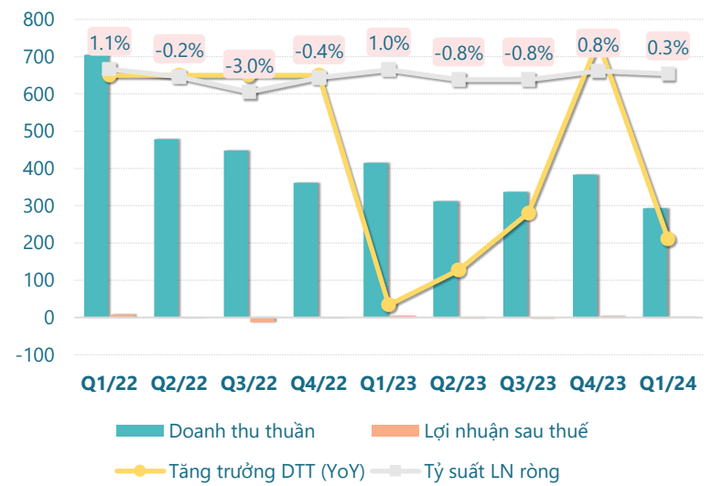


*(Nguồn: fireant.vn)*

## EBIT - Lợi nhuận sau thuế

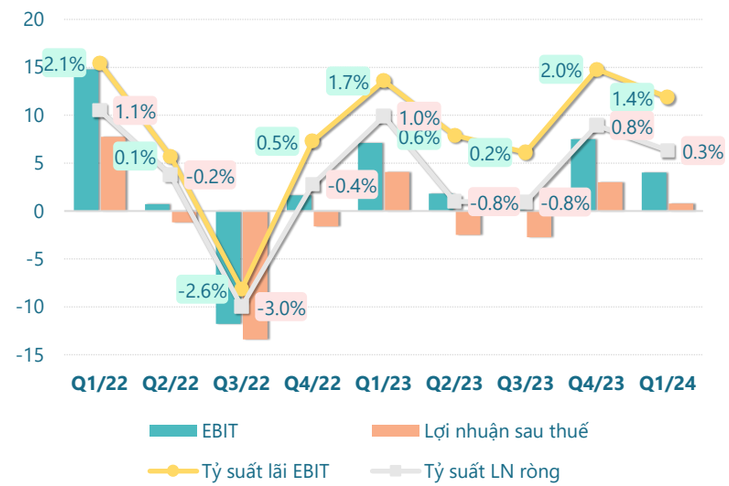


*(Nguồn: fireant.vn)*

## Tăng trưởng lợi nhuận

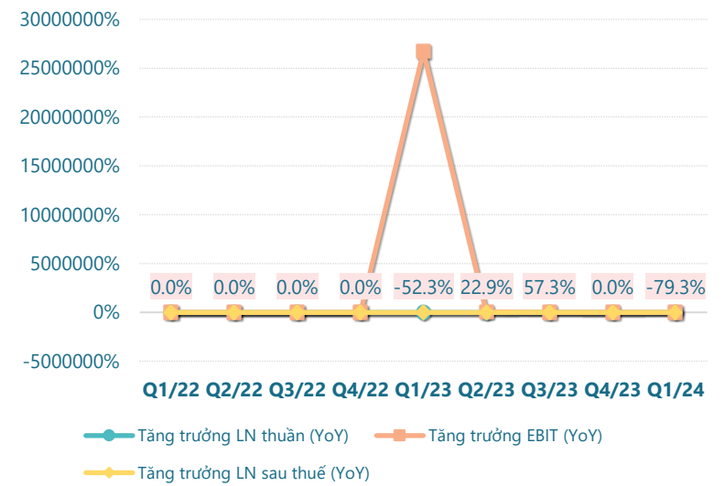


*(Nguồn: fireant.vn)*

## Cơ cấu lợi nhuận

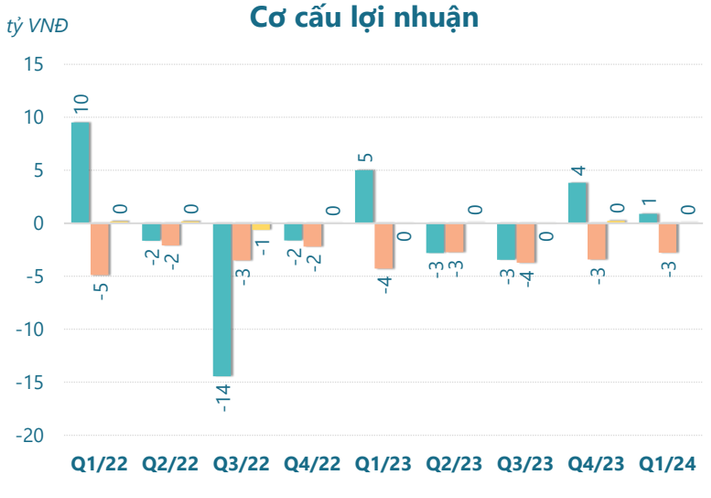


*(Nguồn: fireant.vn)*

## Cơ cấu chi phí

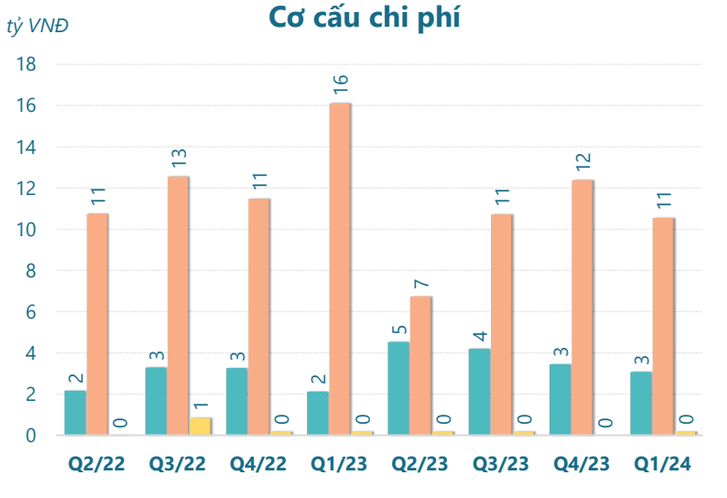


*(Nguồn: fireant.vn)*

## Lưu chuyển tiền

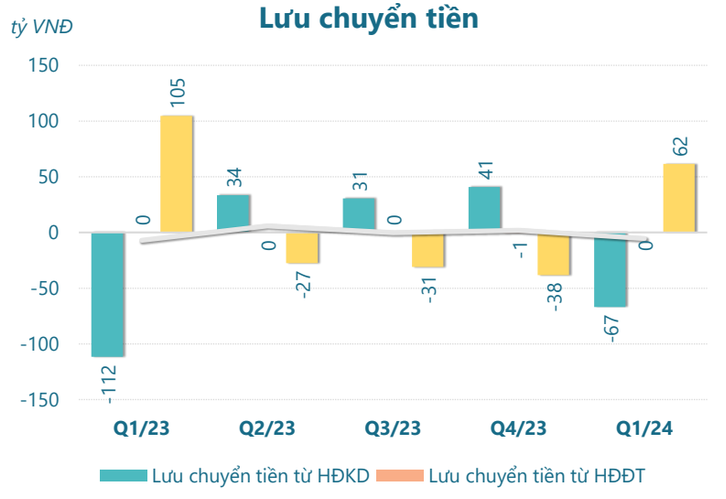


*(Nguồn: fireant.vn)*

# CTCP Thép Nhà Bè - VNSTEEL

FireAnt

## Tỷ suất lợi nhuận

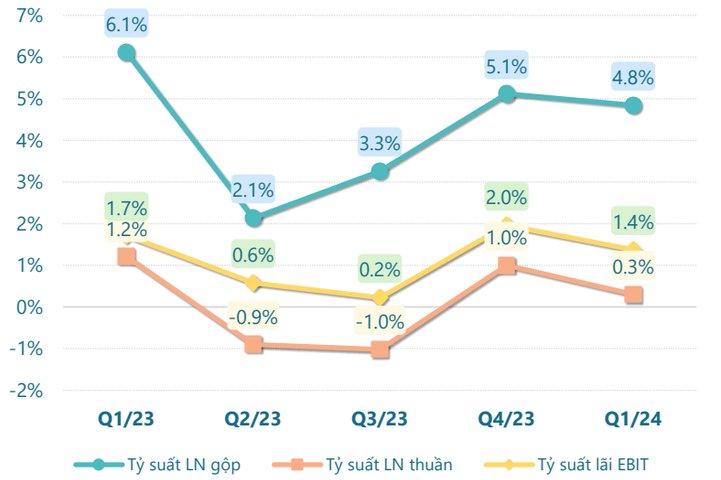


*(Nguồn: fireant.vn)*

## Chỉ số thanh khoản

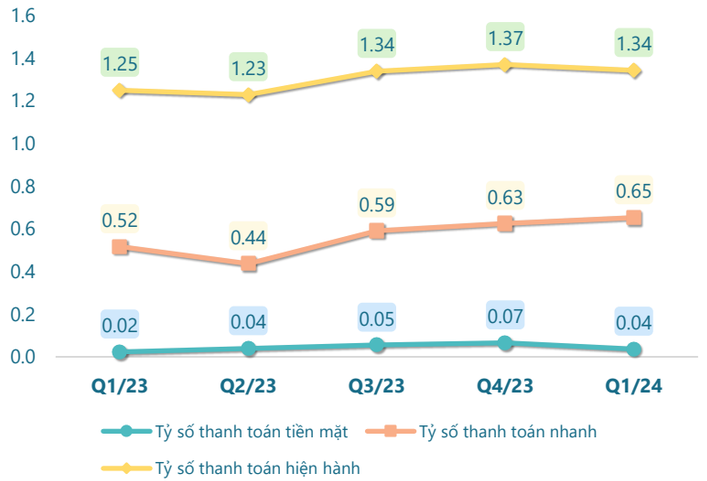


*(Nguồn: fireant.vn)*

## Vòng quay tài sản

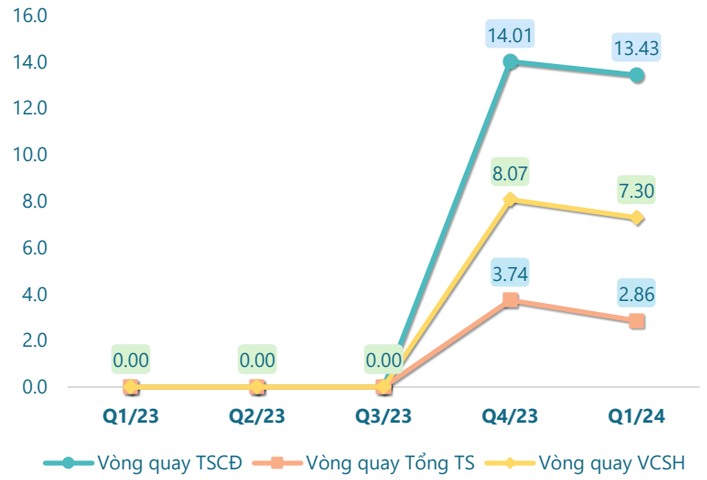


*(Nguồn: fireant.vn)*

## Tỷ suất sinh lợi

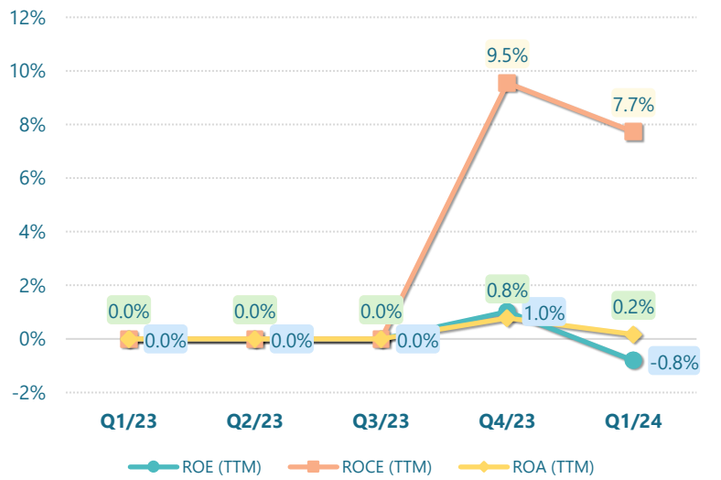


*(Nguồn: fireant.vn)*

## Dòng tiền thuần trên Nợ ngắn hạn

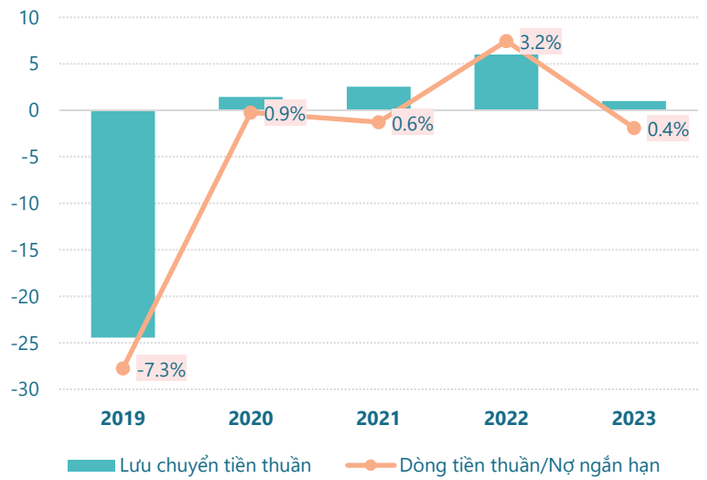


*(Nguồn: fireant.vn)*

## Nhóm chỉ số định giá

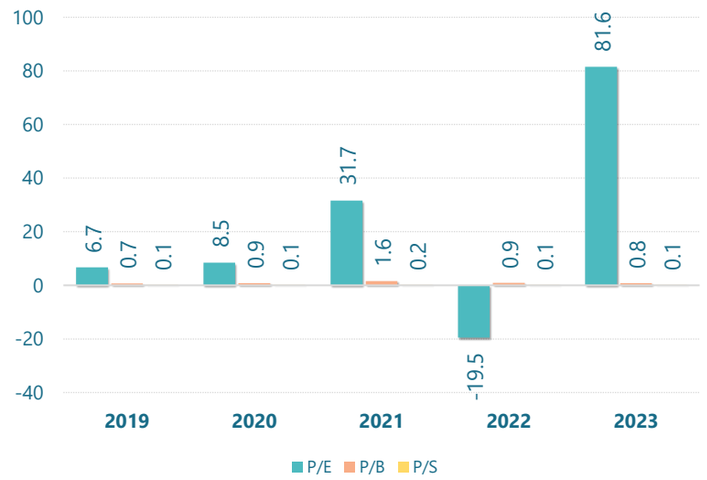


*(Nguồn: fireant.vn)*