CTCP Vinaconex 39 (UPCOM: PVV)

FireAnt

Ngày 31/03/2024	1,400 VNĐ		
Thay đổi	*1 tháng*	*3 tháng*	*6 tháng*
	-17.6%	**-30.0%**	**-17.6%**

ROE — 2023: **39.8%** | +/- YoY ▼ 32.2%

DT thuần — *Q1/24*: **2.41** *tỷ VNĐ* | QoQ ▼ 8.39 ▼ 77.7% | YoY ▲ 0.30 ▲ 14.3%

DT thuần — *2023*: **17.2** *tỷ VNĐ* | YoY ▼ 5.40 ▼ 23.8%

LN gộp — *Q1/24*: **0.94** *tỷ VNĐ* | QoQ ▲ 0.75 ▲ 395% | YoY ▲ 0.30 ▲ 46.9%

LN gộp — *2023*: **2.22** *tỷ VNĐ* | YoY ▼ 2.88 ▼ 56.5%

LN thuần — *Q1/24*: **-6.17** *tỷ VNĐ* | QoQ ▲ 3.46 ▲ 35.9% | YoY ▲ 1.13 ▲ 15.4%

LN thuần — *2023*: **-29.4** *tỷ VNĐ* | YoY ▲ 3.00 ▲ 9.1%

LN sau thuế — *Q1/24*: **-6.72** *tỷ VNĐ* | QoQ ▲ 3.88 ▲ 36.6% | YoY ▲ 2.21 ▲ 24.8%

LN sau thuế — *2023*: **-32.7** *tỷ VNĐ* | YoY ▲ 1.90 ▲ 5.5%

Kết quả kinh doanh

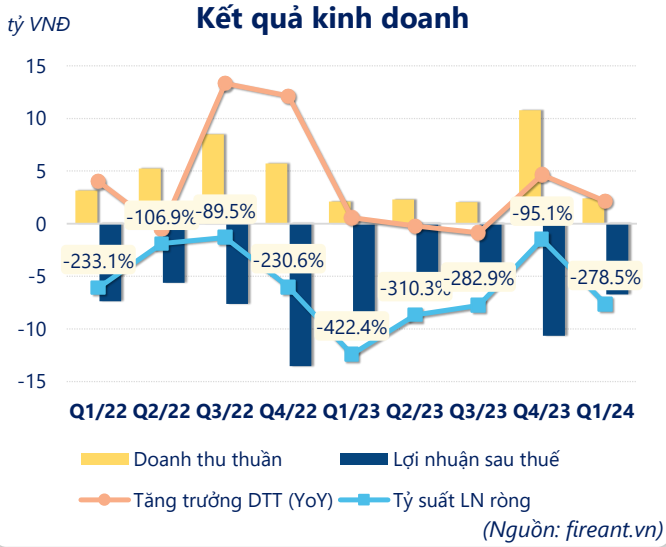

(Nguồn: fireant.vn)

Lịch sử giá

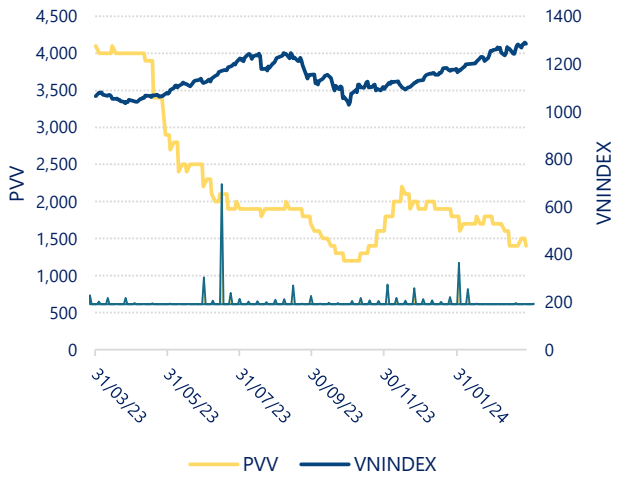

CTCP Vinaconex 39 (UPCOM: PVV)

Tăng trưởng lợi nhuận

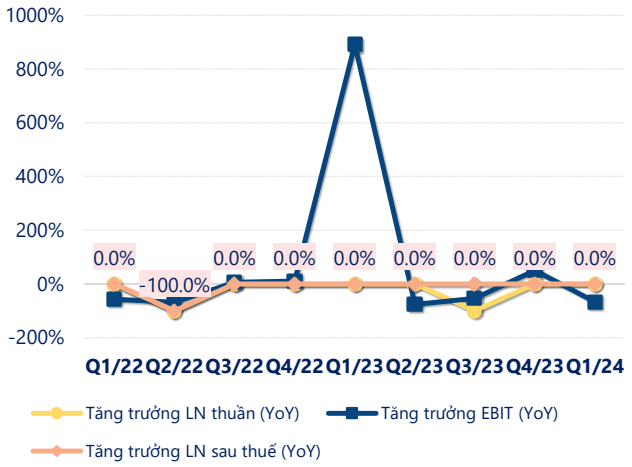

(Nguồn: fireant.vn)

Tăng trưởng chi phí

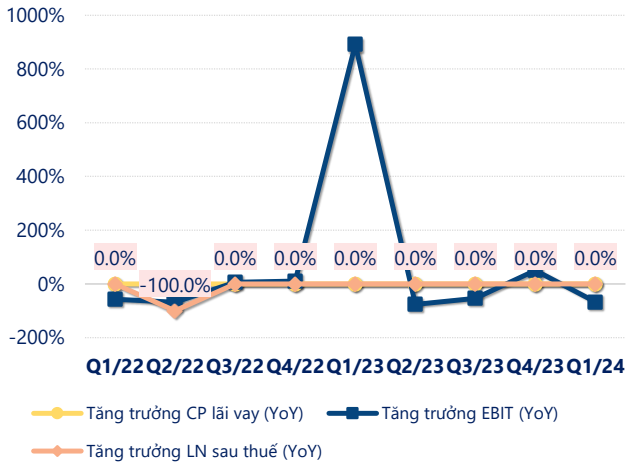

(Nguồn: fireant.vn)

Tỷ suất lợi nhuận

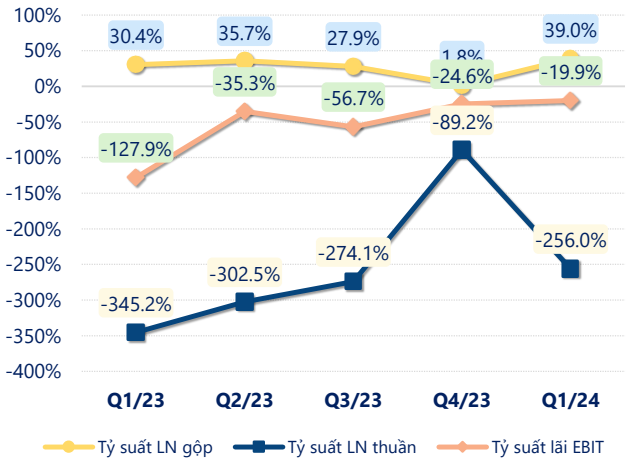

(Nguồn: fireant.vn)

Chỉ số thanh khoản

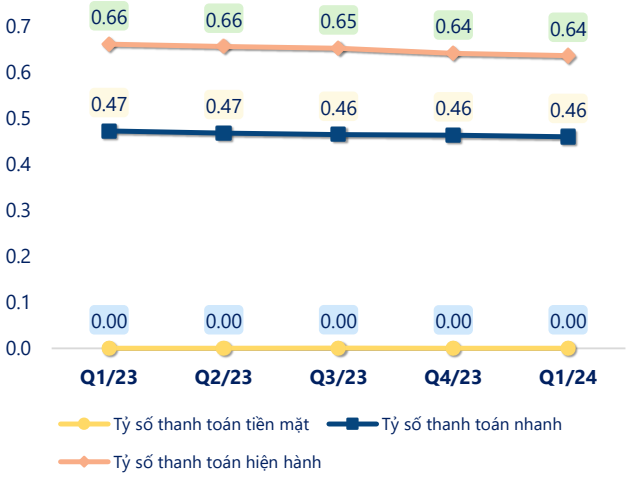

(Nguồn: fireant.vn)

Vòng quay tài sản

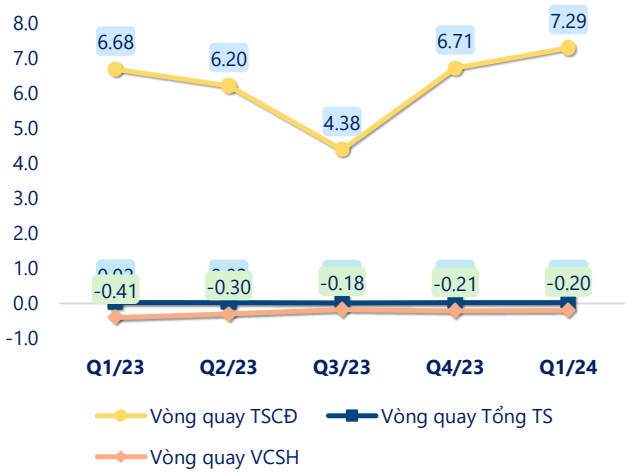

(Nguồn: fireant.vn)

EPS

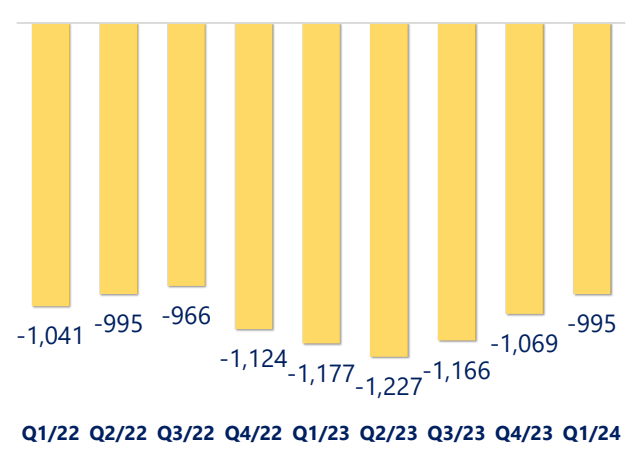

(Nguồn: fireant.vn)

CTCP Vinaconex 39 (UPCOM: PVV)

KẾT QUẢ KINH DOANH *(tỷ VNĐ)*	Q1/24	Q1/23	Thay đổi YoY	2023	2022	Thay đổi YoY
Doanh thu thuần	**2.41**	**2.11**	**14.3%**	**17.2**	**22.6**	**-23.8%**
Giá vốn hàng bán	1.47	1.47	0.1%	15.0	17.5	-14.2%
Lợi nhuận gộp	0.94	0.64	46.9%	2.22	5.10	-56.5%
Doanh thu HĐTC	0.03	0.08	-61.3%	0.08	0.45	-81.8%
Chi phí TC	6.23	6.23	0.0%	25.3	31.7	-20.2%
Chi phí lãi vay	6.23	6.22	0.2%	25.1	26.9	-6.6%
LN trong công ty LKLD	**0**	**0.00**		**0**	**0**	
Chi phí bán hàng	0	0.00		0.04	0	
Chi phí QLDN	**0.91**	**1.78**	**-48.6%**	**6.45**	**6.30**	**2.4%**
LN thuần từ HĐKD	-6.17	-7.30	15.4%	-29.4	-32.4	9.1%
Lợi nhuận khác	**-0.54**	**-1.62**	**66.8%**	**-2.97**	**-1.94**	**-53.4%**
LN trước thuế	-6.71	-8.92	24.8%	-32.4	-34.3	5.6%
Lợi nhuận sau thuế	**-6.72**	**-8.93**	**24.8%**	**-32.7**	**-34.6**	**5.5%**
LNST của CĐ cty mẹ	**-6.72**	**-8.93**	**24.8%**	**-32.3**	**-34.3**	**5.6%**

(Nguồn: fireant.vn)

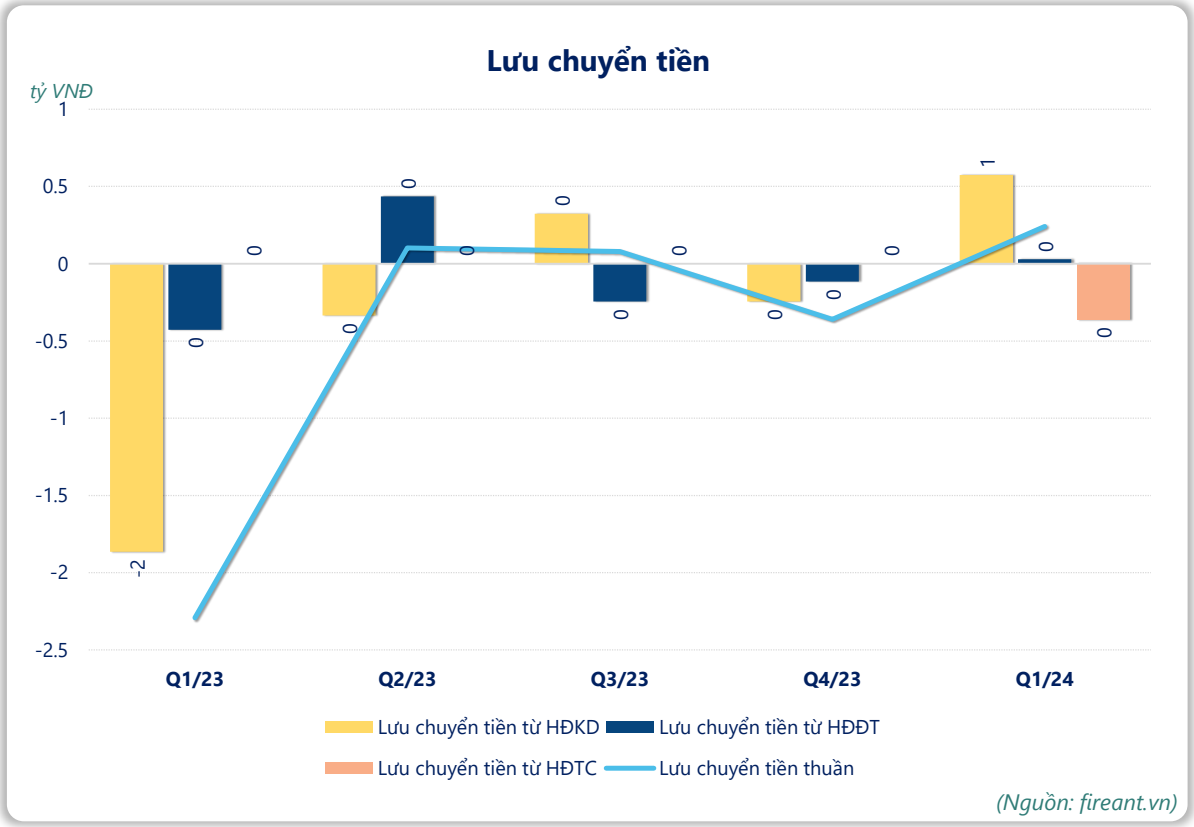

(Nguồn: fireant.vn)