CTCP Lilama 18 (HSX: LM8)

FireAnt

Ngày 31/03/2024	14,000 VNĐ		
Thay đổi	*1 tháng*	*3 tháng*	*6 tháng*
	1.4%	-4.4%	-1.8%

ROE — 2023: 4.0% | +/- YoY: ▼ 0.9%

DT thuần — *Q1/24*: 291 *tỷ VNĐ* | QoQ: ▼ 113 / ▼ 28.0% | YoY: ▼ 6.00 / ▼ 2.1%

DT thuần — *2023*: 1,329 *tỷ VNĐ* | YoY: ▼ 31.0 / ▼ 2.3%

LN gộp — *Q1/24*: 22.0 *tỷ VNĐ* | QoQ: ▼ 11.2 / ▼ 33.7% | YoY: ▼ 5.30 / ▼ 19.3%

LN gộp — *2023*: 113 *tỷ VNĐ* | YoY: ▲ 3.00 / ▲ 3.2%

LN thuần — *Q1/24*: 4.31 *tỷ VNĐ* | QoQ: ▼ 2.88 / ▼ 40.0% | YoY: ▲ 0.42 / ▲ 10.9%

LN thuần — *2023*: 18.7 *tỷ VNĐ* | YoY: ▼ 4.50 / ▼ 19.3%

LN sau thuế — *Q1/24*: 2.97 *tỷ VNĐ* | QoQ: ▼ 2.15 / ▼ 42.0% | YoY: ▲ 0.97 / ▲ 48.5%

LN sau thuế — *2023*: 11.8 *tỷ VNĐ* | YoY: ▼ 2.70 / ▼ 18.4%

Kết quả kinh doanh

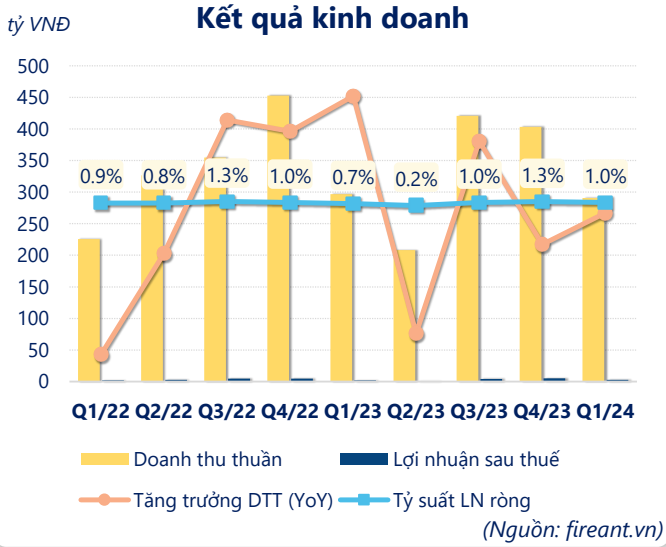

(Nguồn: fireant.vn)

Lịch sử giá

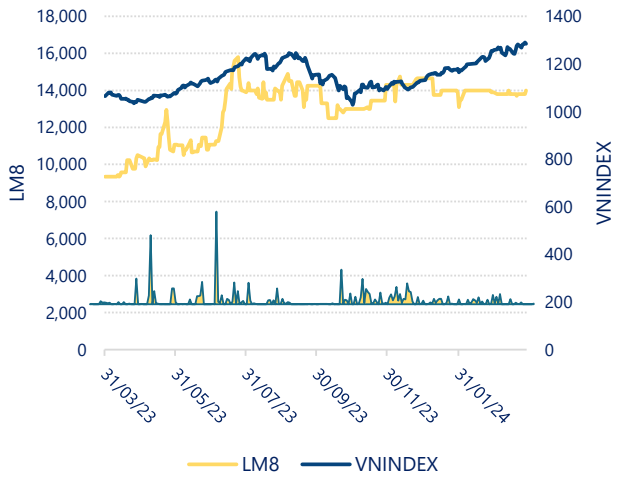

CTCP Lilama 18 (HSX: LM8)

Tăng trưởng lợi nhuận

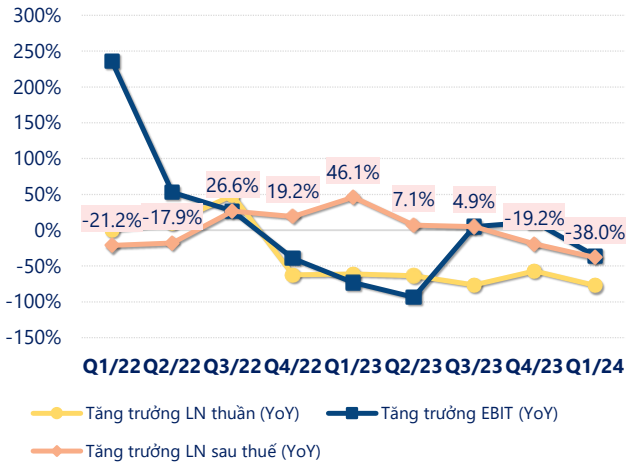

(Nguồn: fireant.vn)

Tăng trưởng chi phí

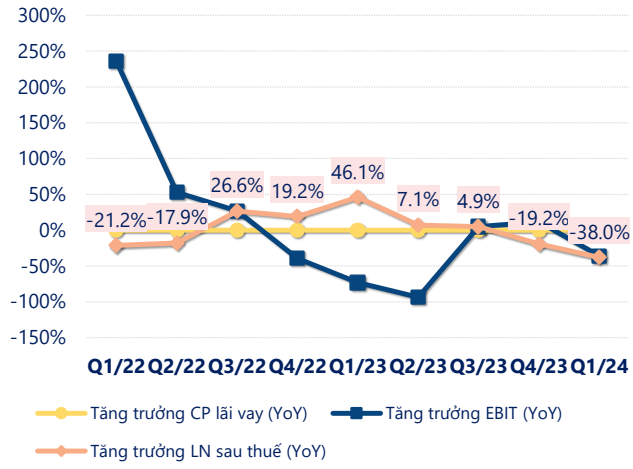

(Nguồn: fireant.vn)

Tỷ suất lợi nhuận

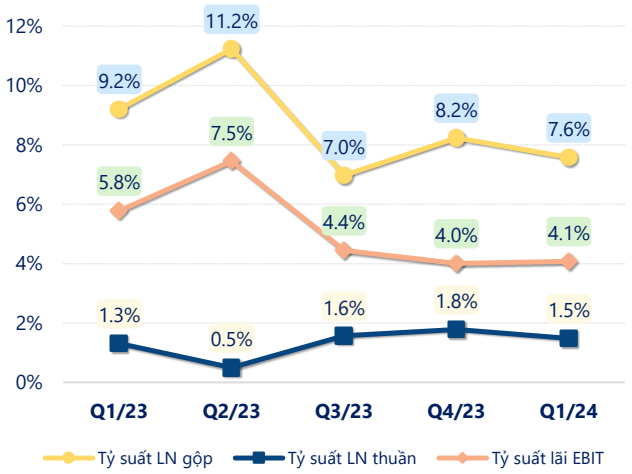

(Nguồn: fireant.vn)

Chỉ số thanh khoản

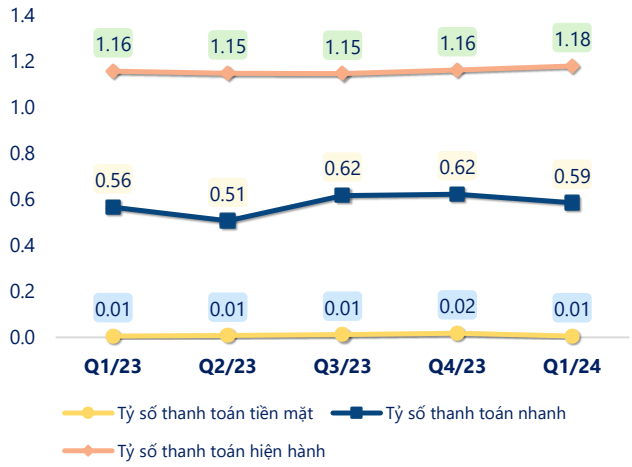

(Nguồn: fireant.vn)

Vòng quay tài sản

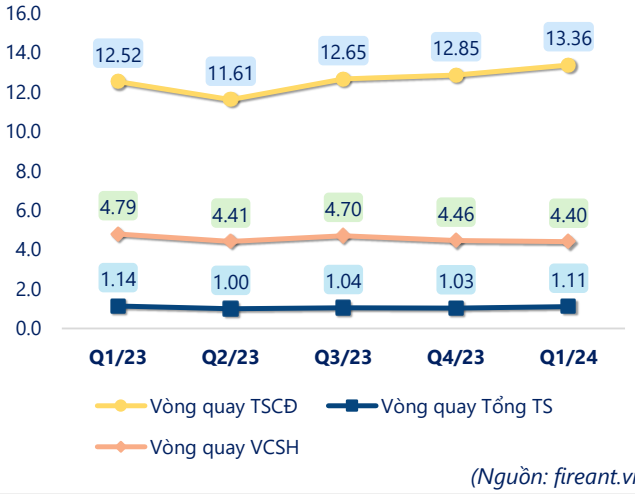

(Nguồn: fireant.vn)

EPS

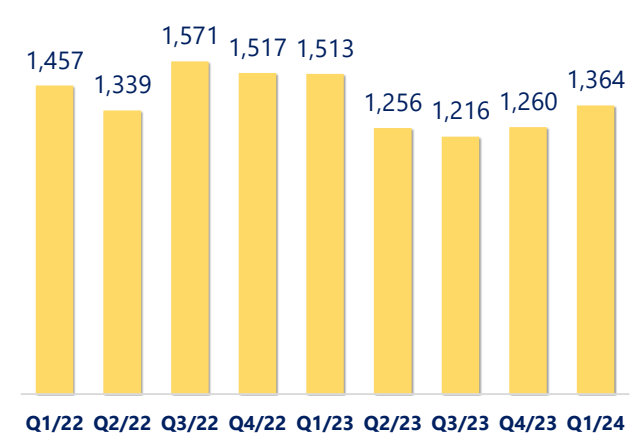

(Nguồn: fireant.vn)

CTCP Lilama 18 (HSX: LM8)

KẾT QUẢ KINH DOANH *(tỷ VNĐ)*	Q1/24	Q1/23	Thay đổi YoY	2023	2022	Thay đổi YoY
Doanh thu thuần	**291**	**297**	**-2.1%**	**1,329**	**1,360**	**-2.3%**
Giá vốn hàng bán	269	269	-0.1%	1,216	1,250	-2.8%
Lợi nhuận gộp	22.0	27.3	-19.3%	113	110	3.2%
Doanh thu HĐTC	1.43	1.71	-16.6%	7.56	7.80	-3.0%
Chi phí TC	7.77	13.3	-41.6%	48.6	44.4	9.3%
Chi phí lãi vay	7.74	13.3	-41.8%	48.5	43.7	11.0%
LN trong công ty LKLD	**0**	**0.00**		**0**	**0**	
Chi phí bán hàng	0	0.00		0	0	
Chi phí QLDN	**11.4**	**11.8**	**-3.7%**	**53.6**	**49.9**	**7.2%**
LN thuần từ HĐKD	4.31	3.89	10.9%	18.7	23.2	-19.3%
Lợi nhuận khác	**-0.19**	**-0.03**	**-531%**	**0.34**	**-1.91**	**118%**
LN trước thuế	4.12	3.86	6.8%	19.0	21.3	-10.4%
Lợi nhuận sau thuế	**2.97**	**2.00**	**48.5%**	**11.8**	**14.5**	**-18.4%**
LNST của CĐ cty mẹ	**2.97**	**2.00**	**48.5%**	**11.8**	**14.5**	**-18.4%**

(Nguồn: fireant.vn)

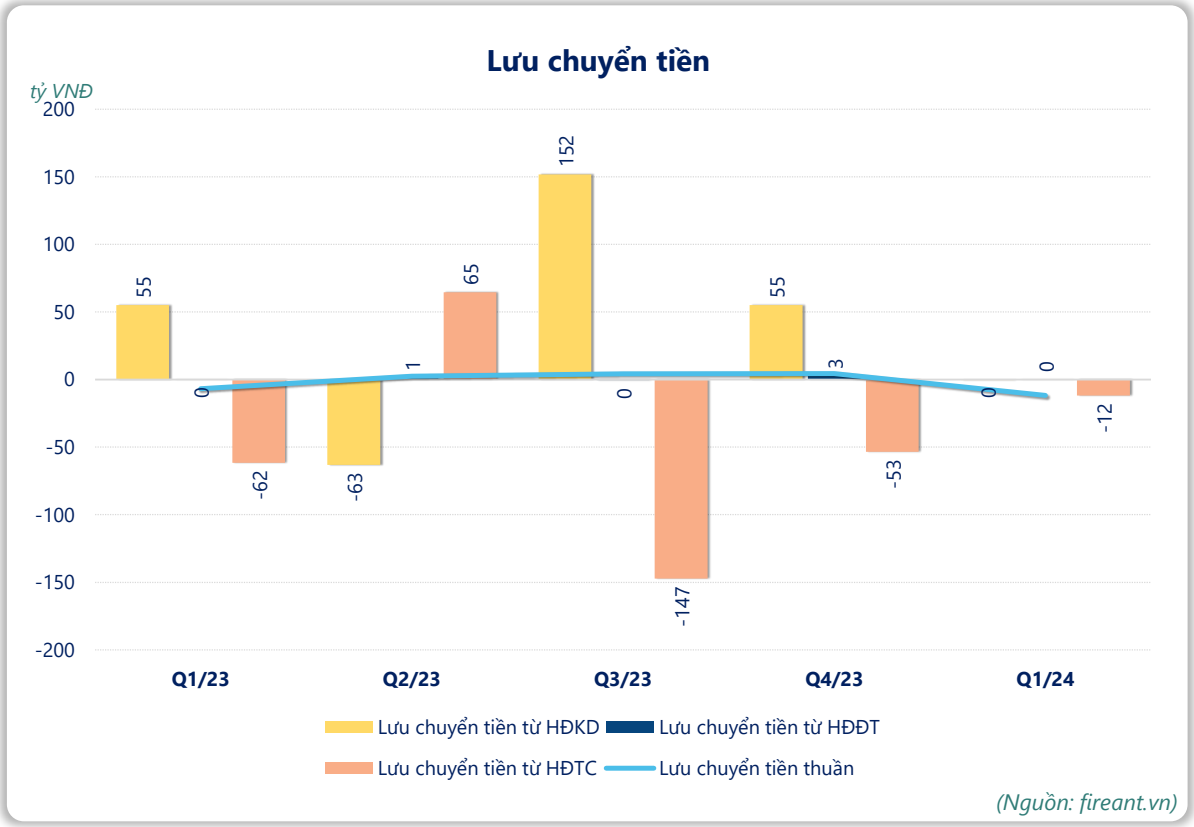

(Nguồn: fireant.vn)