CTCP Lizen (HSX: LCG)

FireAnt

Ngày 31/03/2024	13,850 VNĐ		
Thay đổi	*1 tháng*	*3 tháng*	*6 tháng*
	0%	**15.4%**	**14.0%**

ROE 2023: **4.0%** | +/- YoY ▼ 3.7%

DT thuần *Q1/24*: **311** *tỷ VNĐ* | QoQ ▼ 522 ▼ 62.7% | YoY ▲ 69.0 ▲ 28.4%

DT thuần *2023*: **2,008** *tỷ VNĐ* | YoY ▲ 1,002 ▲ 99.6%

LN gộp *Q1/24*: **49.1** *tỷ VNĐ* | QoQ ▼ 120 ▼ 71.0% | YoY ▲ 14.3 ▲ 41.0%

LN gộp *2023*: **285** *tỷ VNĐ* | YoY ▲ 156 ▲ 121%

LN thuần *Q1/24*: **18.6** *tỷ VNĐ* | QoQ ▼ 68.2 ▼ 78.6% | YoY ▲ 9.80 ▲ 112%

LN thuần *2023*: **134** *tỷ VNĐ* | YoY ▼ 123 ▼ 47.9%

LN sau thuế *Q1/24*: **14.5** *tỷ VNĐ* | QoQ ▼ 48.8 ▼ 77.1% | YoY ▲ 4.20 ▲ 41.0%

LN sau thuế *2023*: **102** *tỷ VNĐ* | YoY ▼ 92.0 ▼ 47.7%

Kết quả kinh doanh

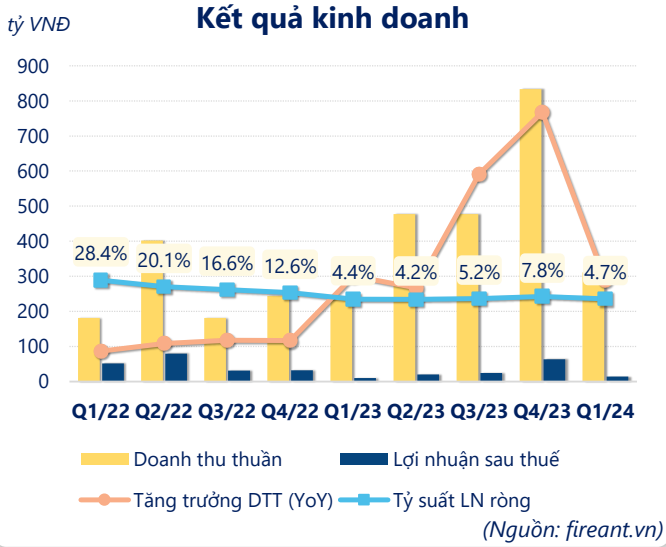

(Nguồn: fireant.vn)

Lịch sử giá

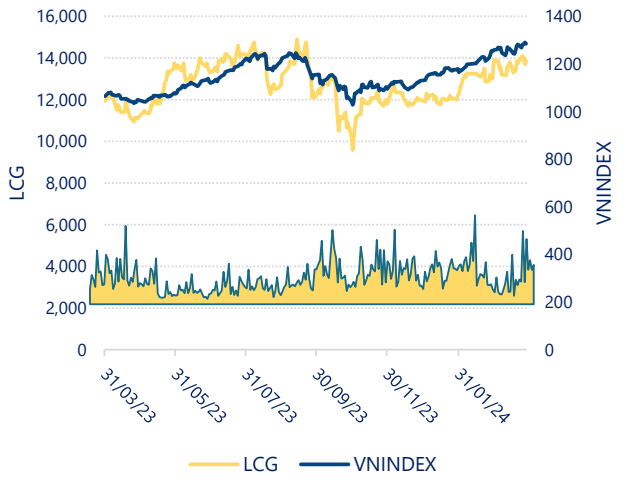

CTCP Lizen (HSX: LCG)

Tăng trưởng lợi nhuận

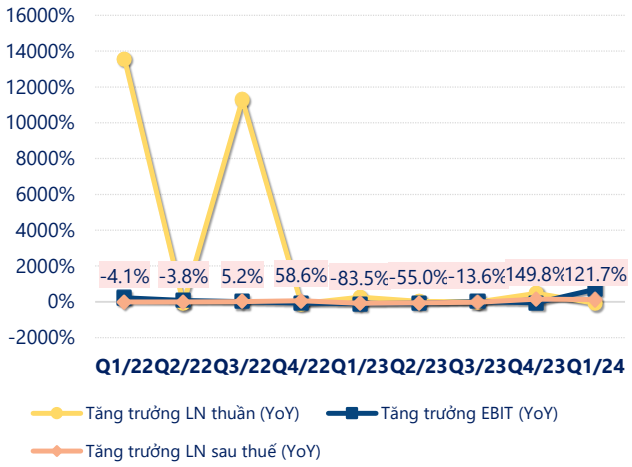

(Nguồn: fireant.vn)

Tăng trưởng chi phí

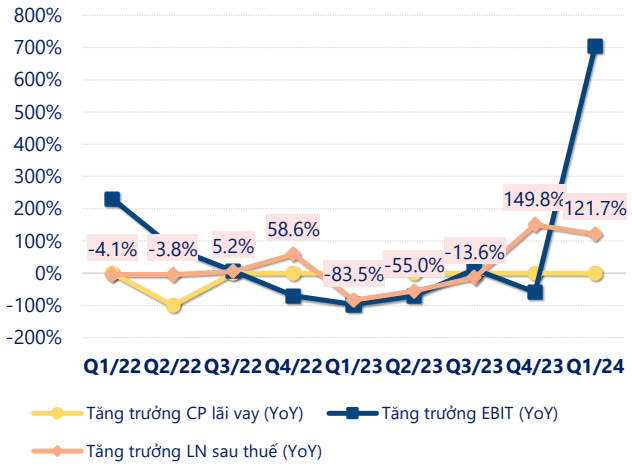

(Nguồn: fireant.vn)

Tỷ suất lợi nhuận

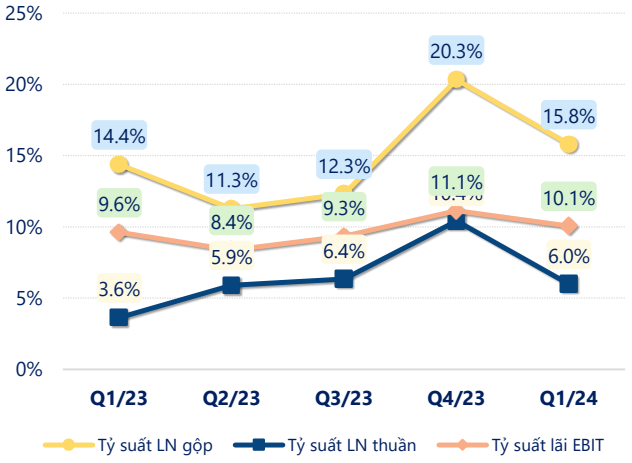

(Nguồn: fireant.vn)

Chỉ số thanh khoản

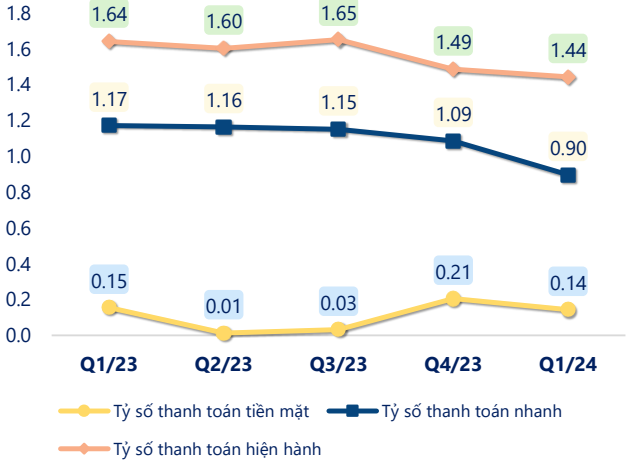

(Nguồn: fireant.vn)

Vòng quay tài sản

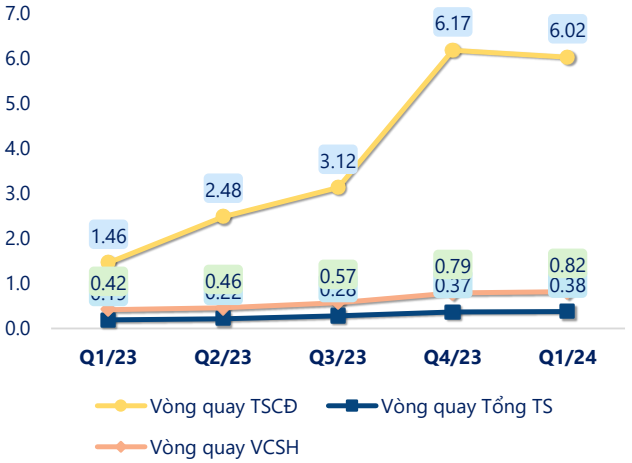

(Nguồn: fireant.vn)

EPS

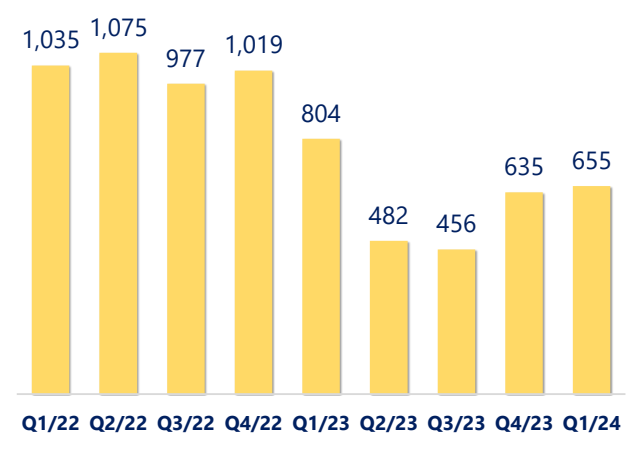

(Nguồn: fireant.vn)

CTCP Lizen (HSX: LCG)

KẾT QUẢ KINH DOANH *(tỷ VNĐ)*	Q1/24	Q1/23	Thay đổi YoY	2023	2022	Thay đổi YoY
Doanh thu thuần	**311**	**242**	**28.4%**	**2,008**	**1,006**	**99.6%**
Giá vốn hàng bán	262	207	26.4%	1,723	877	96.5%
Lợi nhuận gộp	49.1	34.8	41.0%	285	129	121%
Doanh thu HĐTC	2.04	1.92	6.1%	13.9	276	-95.0%
Chi phí TC	12.8	10.6	21.2%	57.5	69.4	-17.1%
Chi phí lãi vay	12.7	10.6	19.6%	50.6	69.4	-27.0%
LN trong công ty LKLD	**0**	**0.00**		**-0.49**	**0**	
Chi phí bán hàng	0	0.00		0	0	
Chi phí QLDN	**19.7**	**17.4**	**12.9%**	**107**	**79.0**	**35.9%**
LN thuần từ HĐKD	18.6	8.80	112%	134	257	-47.9%
Lợi nhuận khác	**-0.02**	**3.92**	**-100%**	**1.64**	**-10.7**	**115%**
LN trước thuế	18.6	12.7	46.5%	135	246	-45.0%
Lợi nhuận sau thuế	**14.5**	**10.3**	**41.0%**	**102**	**194**	**-47.7%**
LNST của CĐ cty mẹ	**14.5**	**10.7**	**35.6%**	**104**	**192**	**-46.0%**

(Nguồn: fireant.vn)

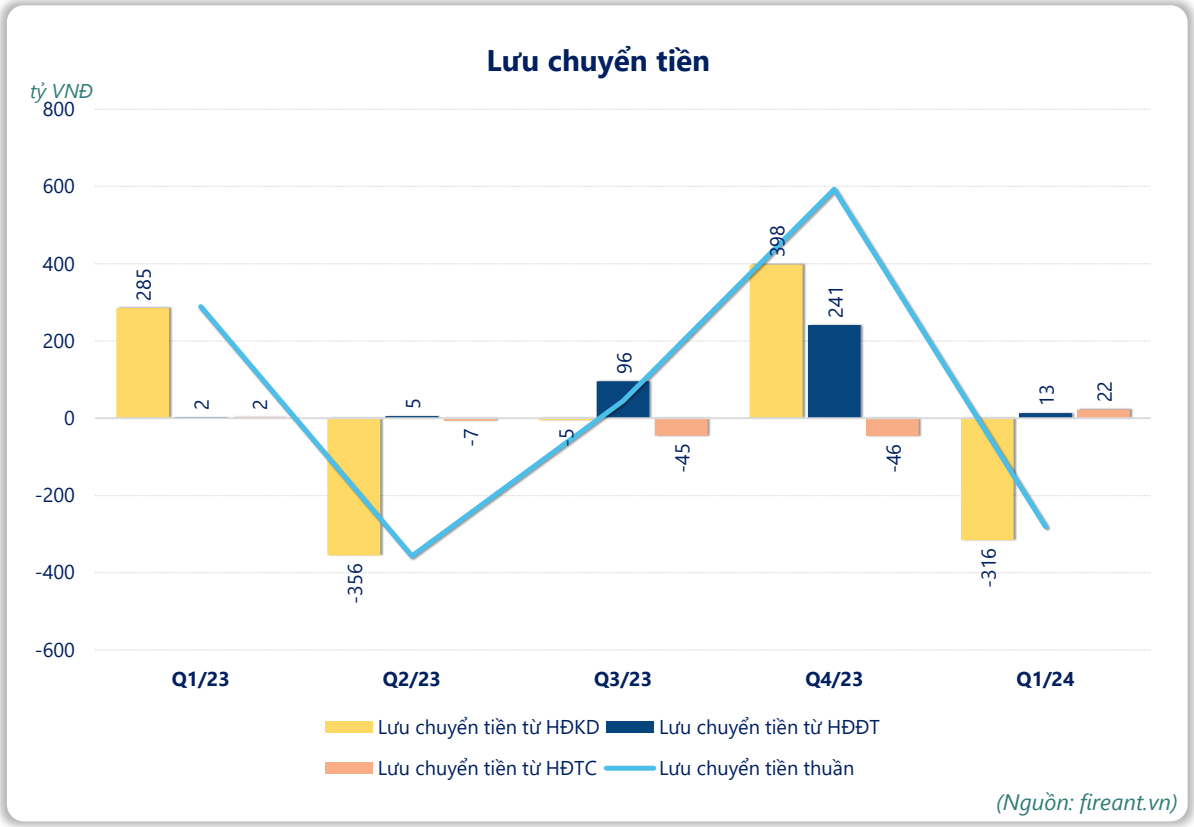

(Nguồn: fireant.vn)