CTCP Lizen

FireAnt

Ngày 31/03/2024	13,850 VNĐ		
Thay đổi	*1 tháng*	*3 tháng*	*6 tháng*
	0%	**15.4%**	**14.0%**

Sàn giao dịch	HSX
Khoảng giá 52 tuần	9,580 - 14,900
Vốn hóa (tỷ VNĐ)	2,627
Số lượng CPLH (CP)	189,640,832
KLGD BQ 20 phiên (CP)	8,380,465
Sở hữu nước ngoài	2.1%
Beta	1.63
EPS	655
P/E	21.1

DT thuần
Q1/24
311
tỷ VNĐ
QoQ: ▼522| -62.7%
YoY: ▲ 69.0| 28.4%

LN trước thuế
Q1/24
18.6
tỷ VNĐ
QoQ: ▼66.8| -78.2%
YoY: ▲ 5.90| 46.5%

LN sau thuế
Q1/24
14.5
tỷ VNĐ
QoQ: ▼48.8| -77.1%
YoY: ▲ 4.20| 41.0%

ROA
2023
1.9%
+/- YoY: ▼ 1.7%

DT thuần
2023
2,008
tỷ VNĐ
YoY: ▲ 1,002| 99.6%

LN trước thuế
2023
135
tỷ VNĐ
YoY: ▼111| -45.0%

LN sau thuế
2023
102
tỷ VNĐ
YoY: ▼92.0| -47.7%

ROE
2023
4.0%
+/- YoY: ▼ 3.7%

Cơ cấu sở hữu

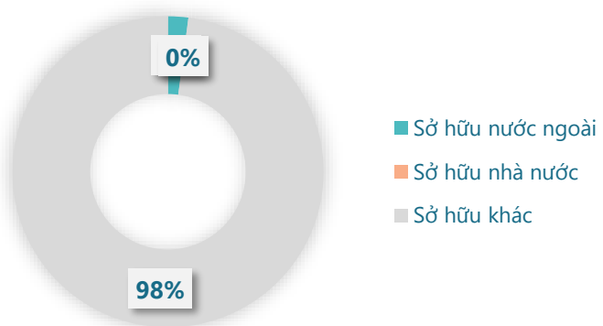

(Nguồn: fireant.vn)

Cơ cấu cổ đông

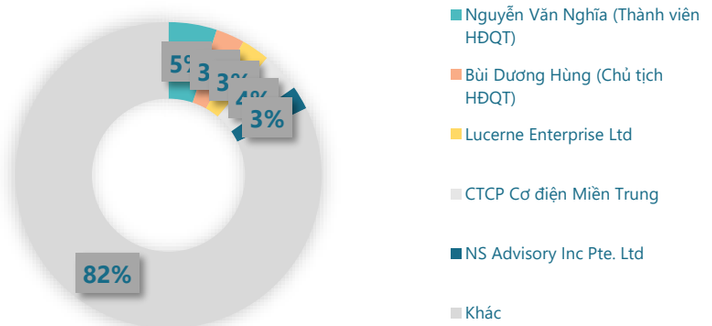

(Nguồn: fireant.vn)

Tỷ suất lợi nhuận

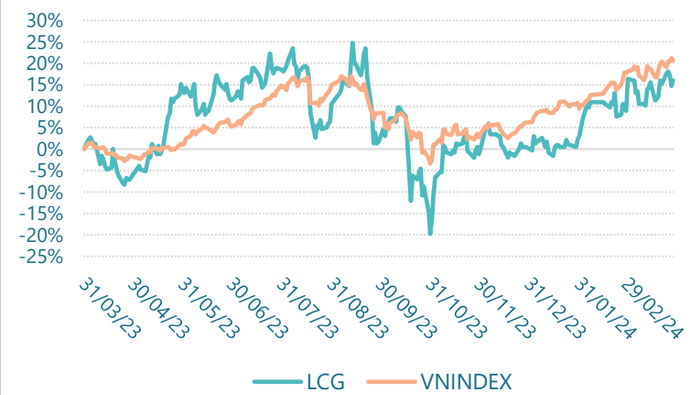

Kết quả kinh doanh

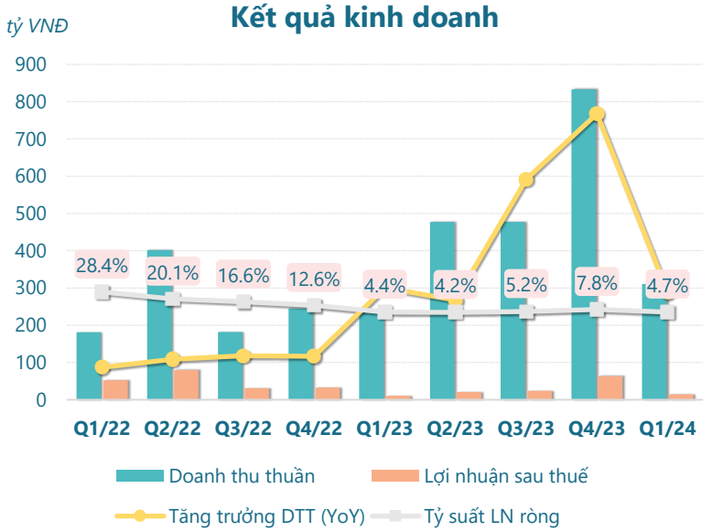

(Nguồn: fireant.vn)

EBIT - Lợi nhuận sau thuế

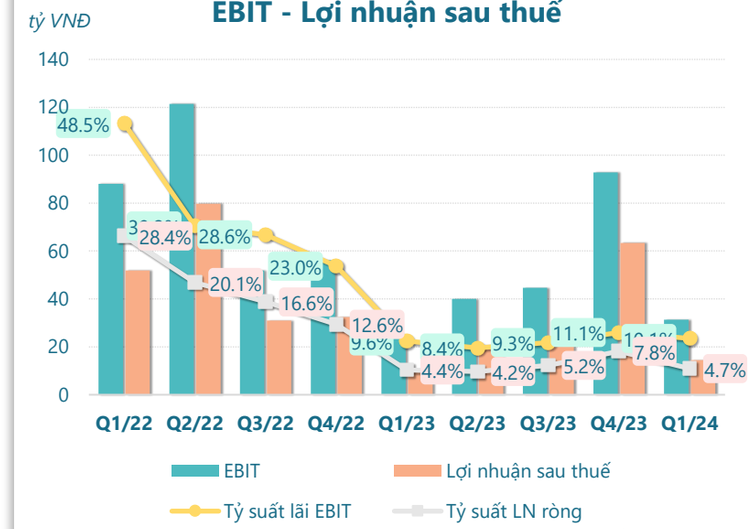

(Nguồn: fireant.vn)

Tăng trưởng lợi nhuận

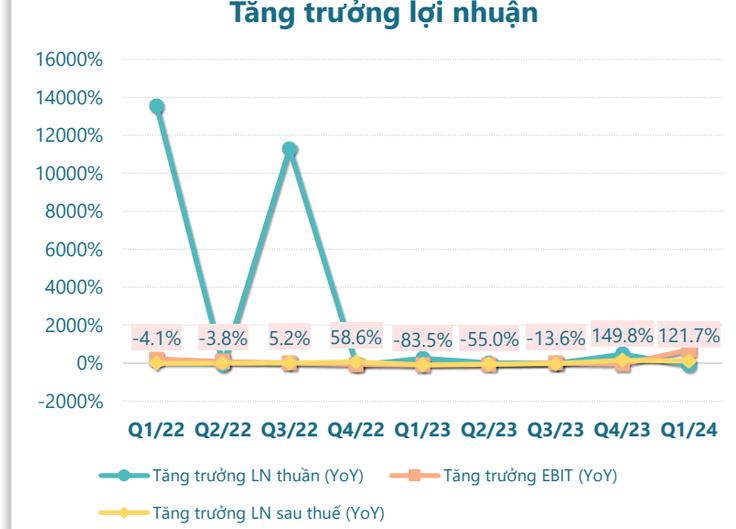

(Nguồn: fireant.vn)

Cơ cấu lợi nhuận

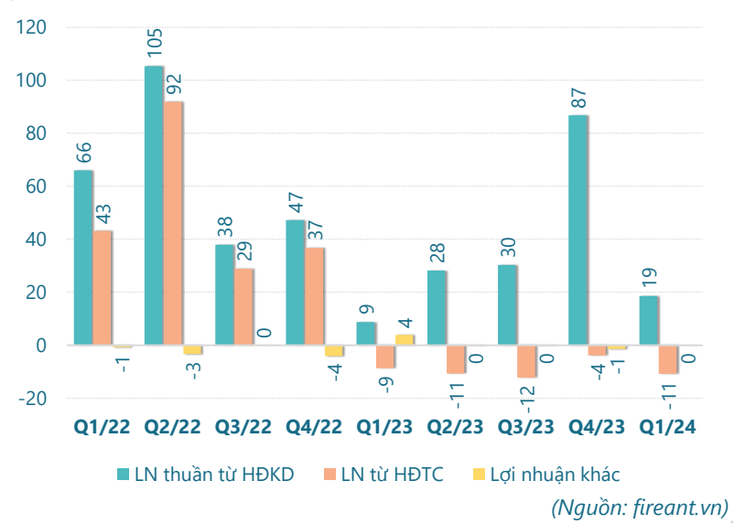

(Nguồn: fireant.vn)

Cơ cấu chi phí

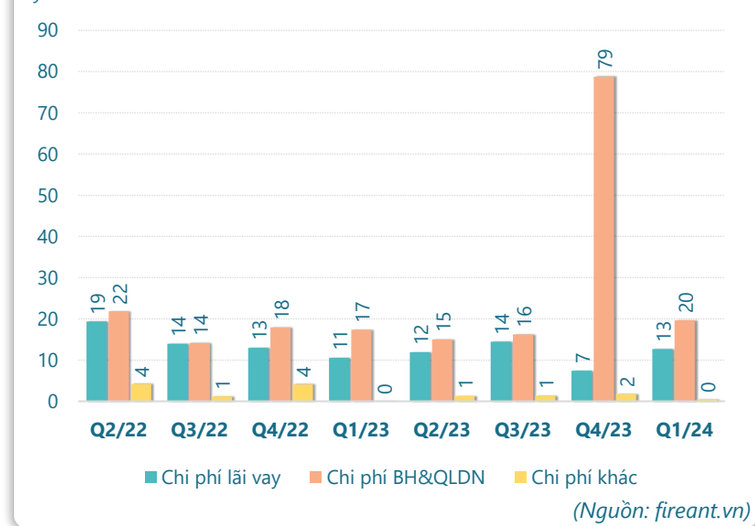

(Nguồn: fireant.vn)

Lưu chuyển tiền

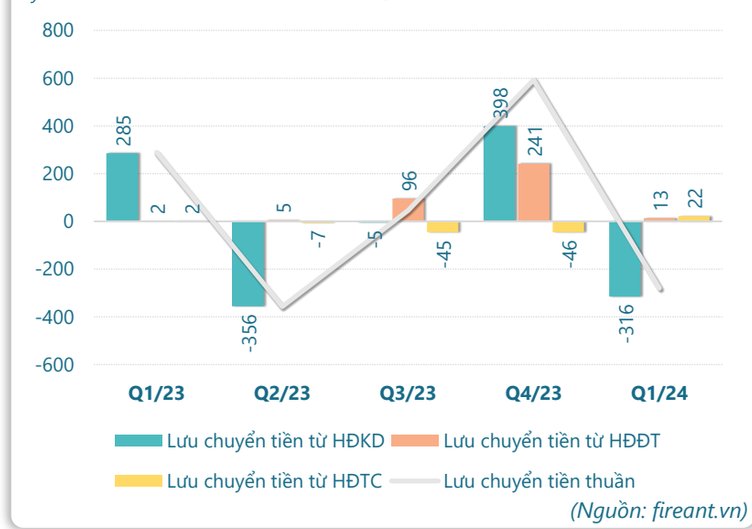

(Nguồn: fireant.vn)

Tỷ suất lợi nhuận

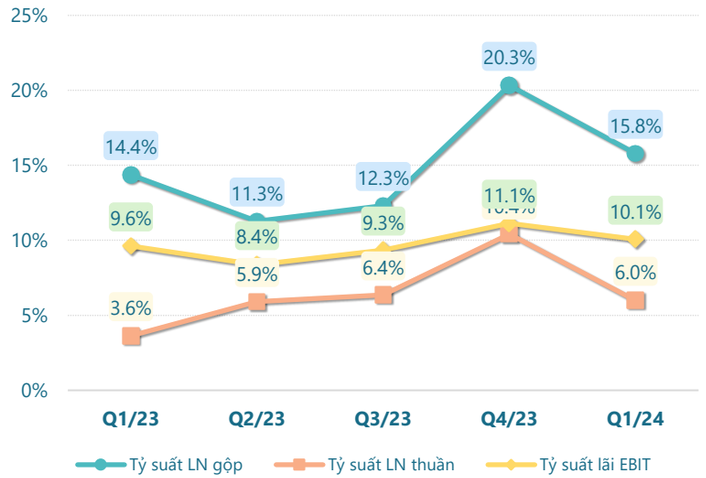

(Nguồn: fireant.vn)

Chỉ số thanh khoản

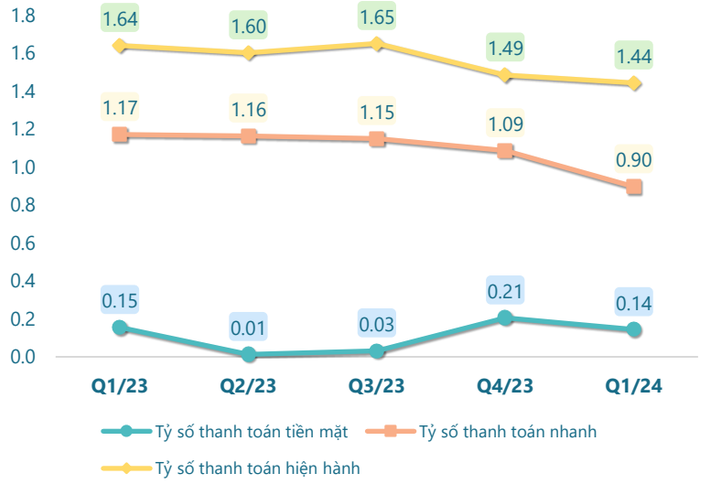

(Nguồn: fireant.vn)

Vòng quay tài sản

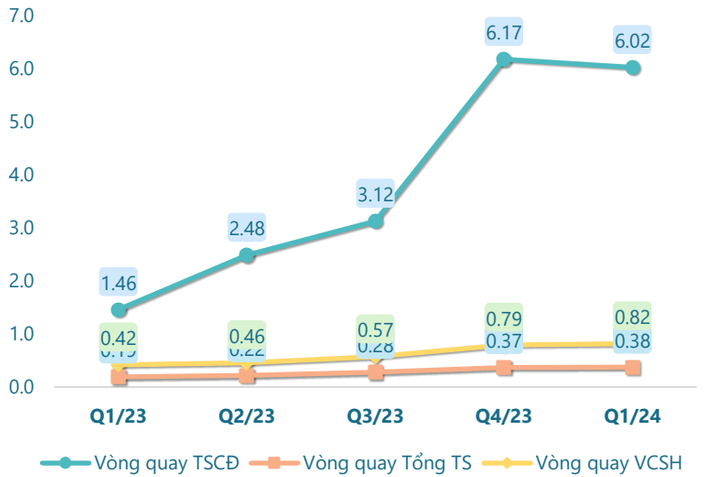

(Nguồn: fireant.vn)

Tỷ suất sinh lợi

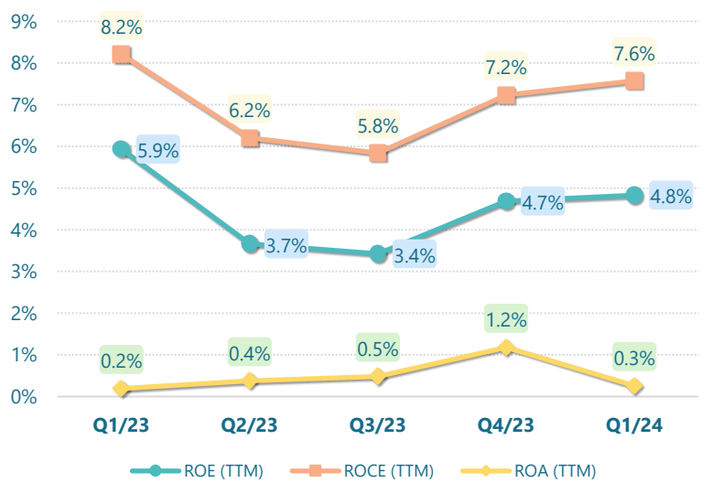

(Nguồn: fireant.vn)

Dòng tiền thuần trên Nợ ngắn hạn

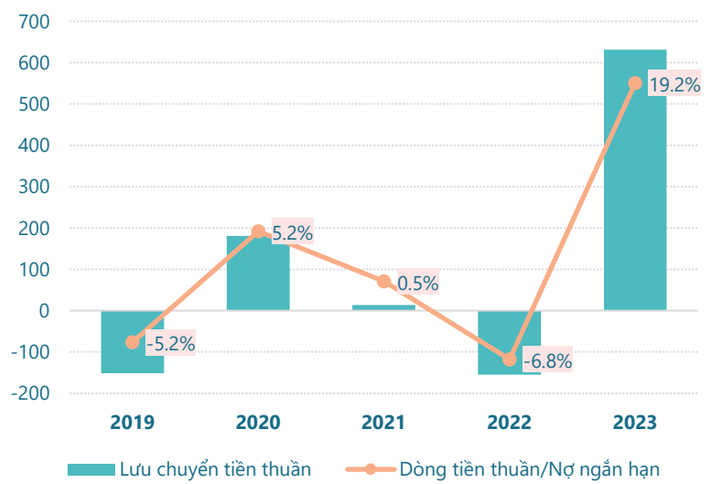

(Nguồn: fireant.vn)

Nhóm chỉ số định giá

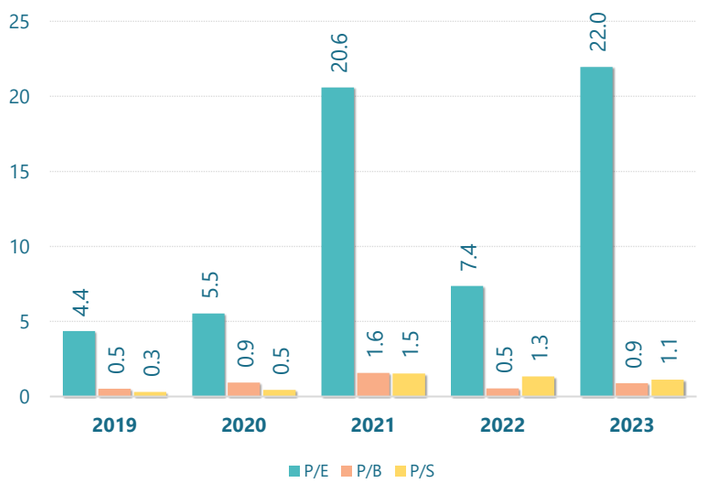

(Nguồn: fireant.vn)