# CTCP Nhựa Picomat (HNX: PCH)

FireAnt

| Ngày 31/03/2024 | 10,500 VNĐ | | |
|---|---|---|---|
| *Thay đổi* | *1 tháng* | *3 tháng* | *6 tháng* |
| | 9.4% | 6.1% | 50.0% |

**ROE** 2023: 4.9% | +/- YoY: ▼ 1.6%

| | Q1/24 | QoQ | YoY |
|---|---|---|---|
| **DT thuần** | 37.6 tỷ VNĐ | ▼ 8.10<br>▼ 17.7% | ▲ 19.7<br>▲ 110% |
| **LN gộp** | 6.08 tỷ VNĐ | ▼ 3.92<br>▼ 39.2% | ▲ 3.37<br>▲ 124% |
| **LN thuần** | 2.70 tỷ VNĐ | ▼ 7.90<br>▼ 74.5% | ▲ 2.10<br>▲ 350% |
| **LN sau thuế** | 2.05 tỷ VNĐ | ▼ 7.11<br>▼ 77.6% | ▲ 1.68<br>▲ 454% |

| | 2023 | YoY |
|---|---|---|
| **DT thuần** | 125 tỷ VNĐ | ▼ 27.0<br>▼ 18.0% |
| **LN gộp** | 21.2 tỷ VNĐ | ▼ 8.90<br>▼ 29.5% |
| **LN thuần** | 14.7 tỷ VNĐ | ▼ 3.40<br>▼ 19.0% |
| **LN sau thuế** | 12.3 tỷ VNĐ | ▼ 1.90<br>▼ 13.3% |

## Kết quả kinh doanh

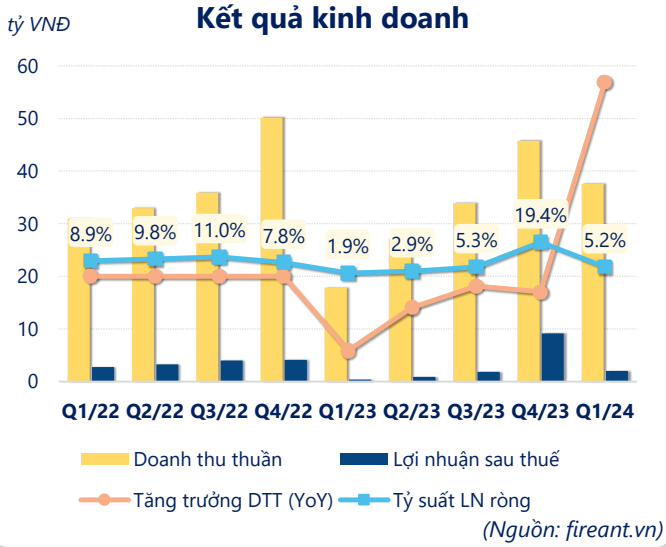


(Nguồn: fireant.vn)

## Lịch sử giá

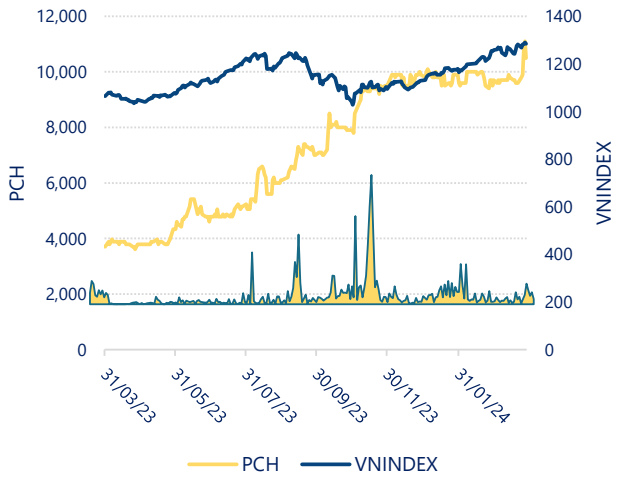


Powered by Infographic
https://fireant.vn/

# CTCP Nhựa Picomat (HNX: PCH)

FireAnt

## Tăng trưởng lợi nhuận

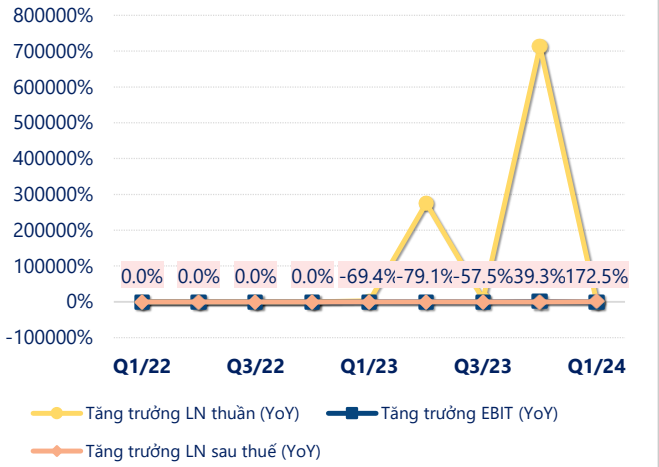


*(Nguồn: fireant.vn)*

## Tăng trưởng chi phí

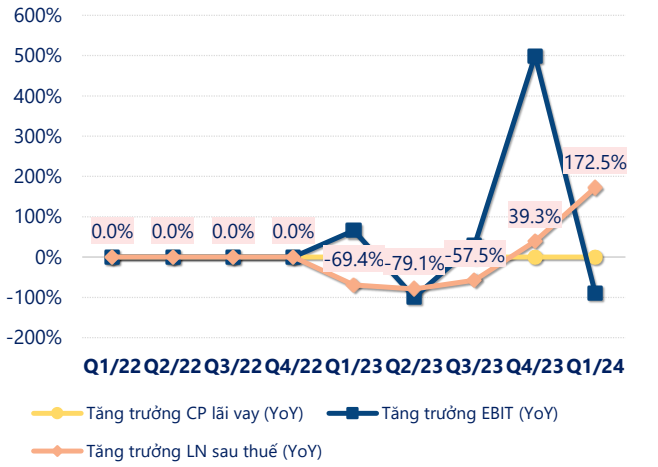


*(Nguồn: fireant.vn)*

## Tỷ suất lợi nhuận

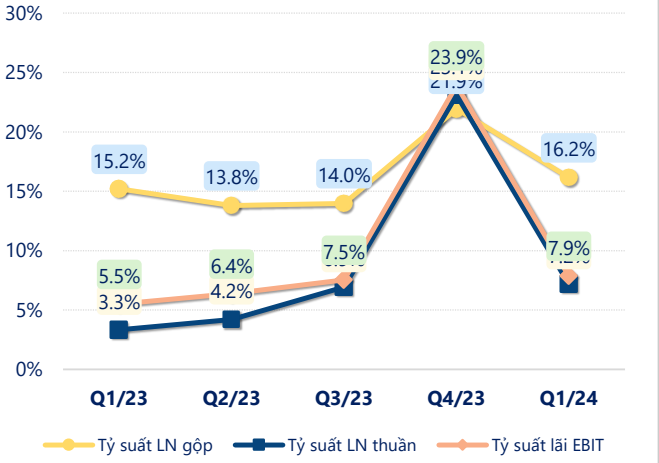


*(Nguồn: fireant.vn)*

## Chỉ số thanh khoản

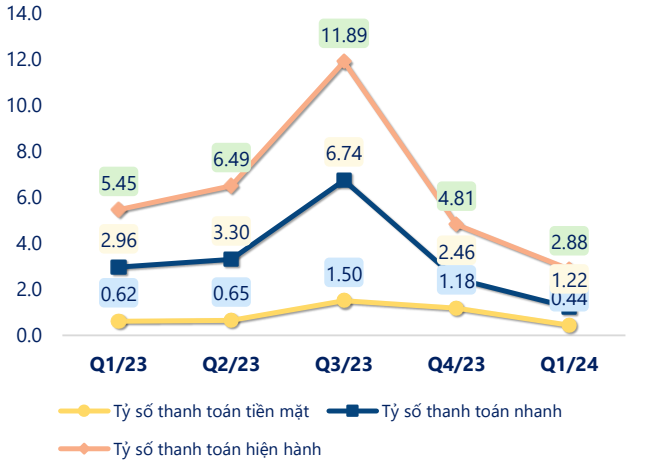


*(Nguồn: fireant.vn)*

## Vòng quay tài sản

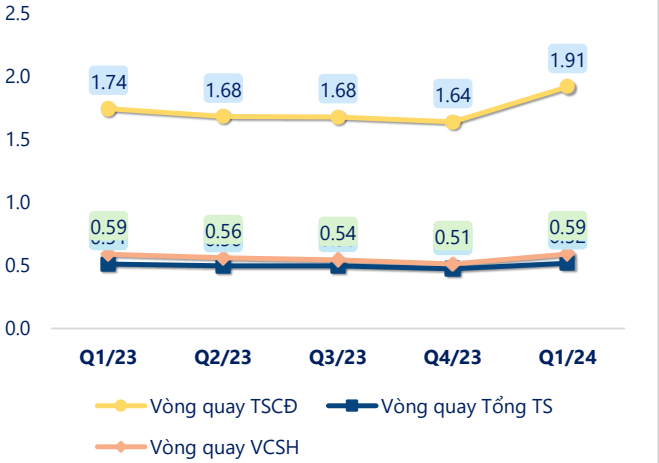


*(Nguồn: fireant.vn)*

## EPS

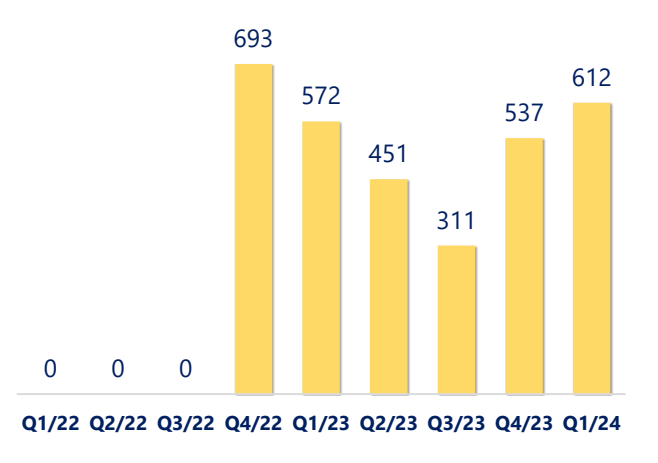


*(Nguồn: fireant.vn)*

# CTCP Nhựa Picomat (HNX: PCH)

| KẾT QUẢ KINH DOANH *(tỷ VNĐ)* | Q1/24 | Q1/23 | Thay đổi YoY | 2023 | 2022 | Thay đổi YoY |
|---|---|---|---|---|---|---|
| **Doanh thu thuần** | **37.6** | **17.9** | **110%** | **125** | **152** | **-18.0%** |
| Giá vốn hàng bán | 31.5 | 15.1 | 109% | 103 | 122 | -15.1% |
| **Lợi nhuận gộp** | 6.08 | 2.71 | 124% | 21.2 | 30.1 | -29.5% |
| Doanh thu HĐTC | 0.43 | 1.33 | -67.6% | 3.96 | 3.14 | 26.2% |
| Chi phí TC | 0.48 | 0.39 | 22.9% | 1.14 | 2.15 | -46.9% |
| **Chi phí lãi vay** | 0.26 | 0.39 | -32.7% | 1.08 | 2.12 | -49.1% |
| LN trong công ty LKLD | **0** | **0.00** | | **3.51** | **0** | |
| Chi phí bán hàng | 1.23 | 1.18 | 4.1% | 4.98 | 5.28 | -5.5% |
| Chi phí QLDN | **2.10** | **1.89** | **11.2%** | **7.90** | **7.71** | **2.5%** |
| **LN thuần từ HĐKD** | 2.70 | 0.60 | 350% | 14.7 | 18.1 | -19.0% |
| Lợi nhuận khác | **0.00** | **0.00** | | **0.36** | **-0.01** | **2632%** |
| **LN trước thuế** | 2.70 | 0.59 | 357% | 15.0 | 18.1 | -17.0% |
| **Lợi nhuận sau thuế** | **2.05** | **0.37** | **454%** | **12.3** | **14.2** | **-13.3%** |
| **LNST của CĐ cty mẹ** | **1.97** | **0.33** | **497%** | **11.8** | **13.9** | **-14.6%** |

*(Nguồn: fireant.vn)*

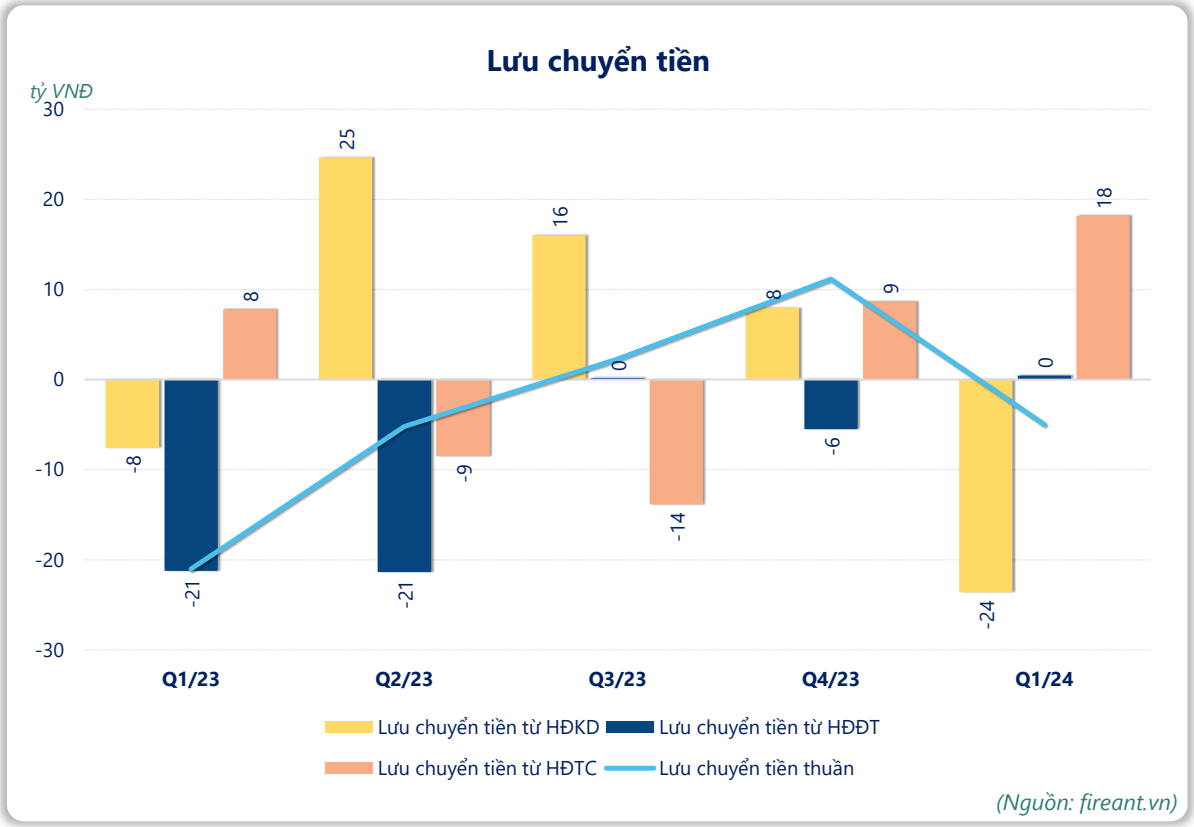


*(Nguồn: fireant.vn)*