CTCP Thép Mê Lin

FireAnt

Ngày 31/03/2024	6,500 VNĐ		
Thay đổi	*1 tháng*	*3 tháng*	*6 tháng*
	1.6%	**3.2%**	**-3.0%**

Sàn giao dịch	HNX
Khoảng giá 52 tuần	5,700 - 6,900
Vốn hóa (tỷ VNĐ)	98
Số lượng CPLH (CP)	15,000,000
KLGD BQ 20 phiên (CP)	32,905
Sở hữu nước ngoài	0.0%
Beta	0.11
EPS	248
P/E	26.2

DT thuần
Q1/24
170
tỷ VNĐ
QoQ: ▼7.00| -3.7%
YoY: ▲ 40.0| 31.1%

LN trước thuế
Q1/24
1.54
tỷ VNĐ
QoQ: ▲ 0.94| 156%
YoY: ▼0.90| -37.1%

LN sau thuế
Q1/24
1.23
tỷ VNĐ
QoQ: ▲ 0.75| 156%
YoY: ▼0.72| -37.0%

ROA
2023
0.7%
+/- YoY: ▼ 0.2%

DT thuần
2023
671
tỷ VNĐ
YoY: ▼103| -13.3%

LN trước thuế
2023
5.57
tỷ VNĐ
YoY: ▼1.56| -21.9%

LN sau thuế
2023
4.45
tỷ VNĐ
YoY: ▼1.23| -21.7%

ROE
2023
1.8%
+/- YoY: ▼ 0.5%

Cơ cấu sở hữu

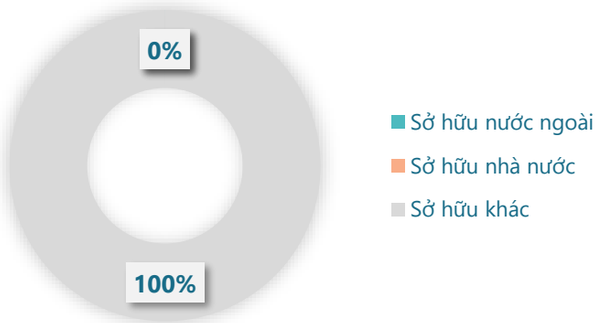

(Nguồn: fireant.vn)

Cơ cấu cổ đông

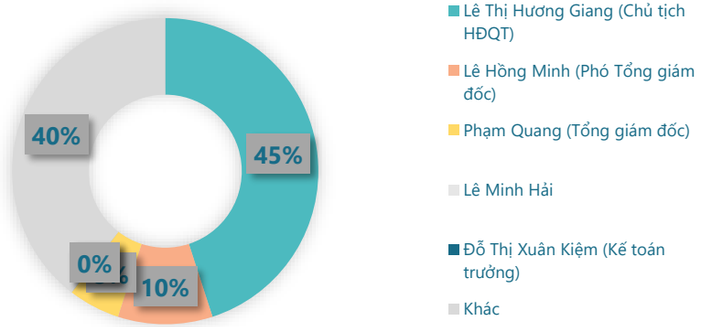

(Nguồn: fireant.vn)

Tỷ suất lợi nhuận

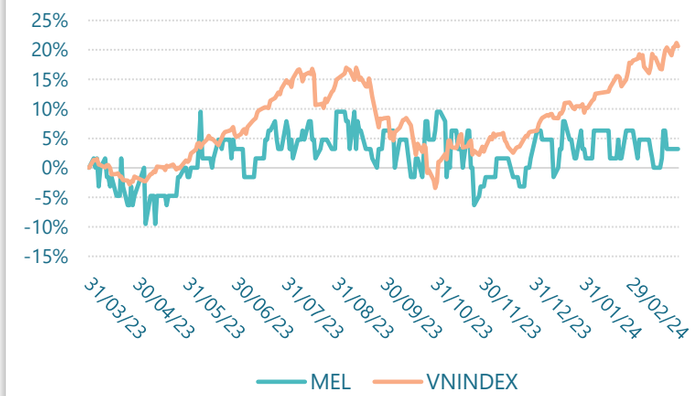

Kết quả kinh doanh

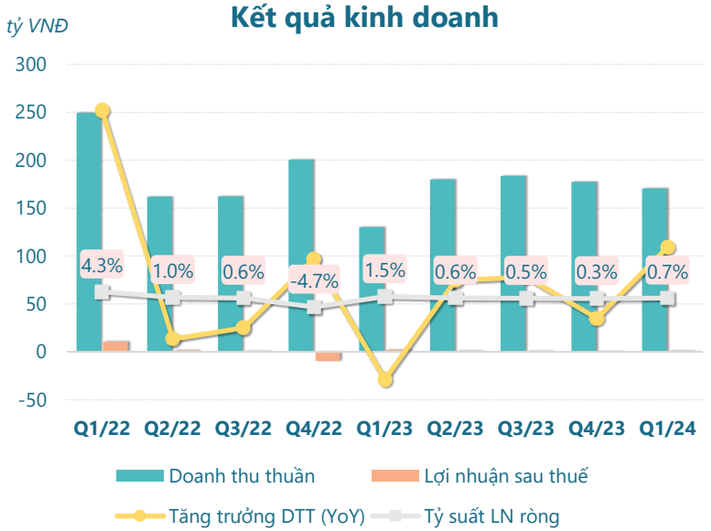

(Nguồn: fireant.vn)

EBIT - Lợi nhuận sau thuế

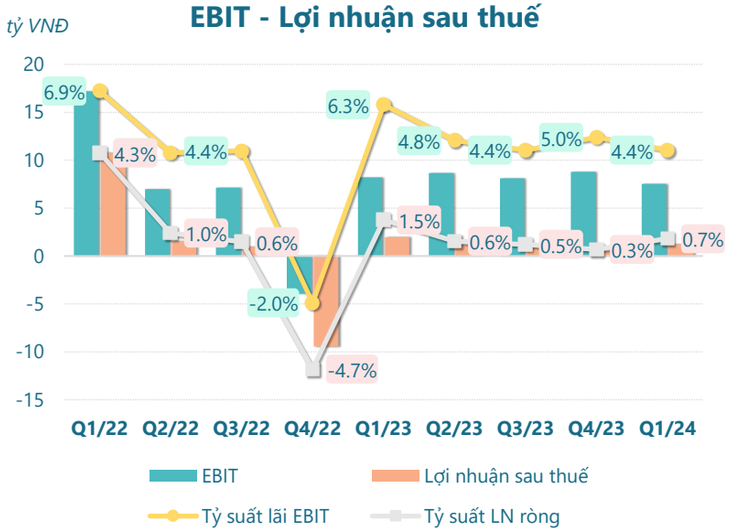

(Nguồn: fireant.vn)

Tăng trưởng lợi nhuận

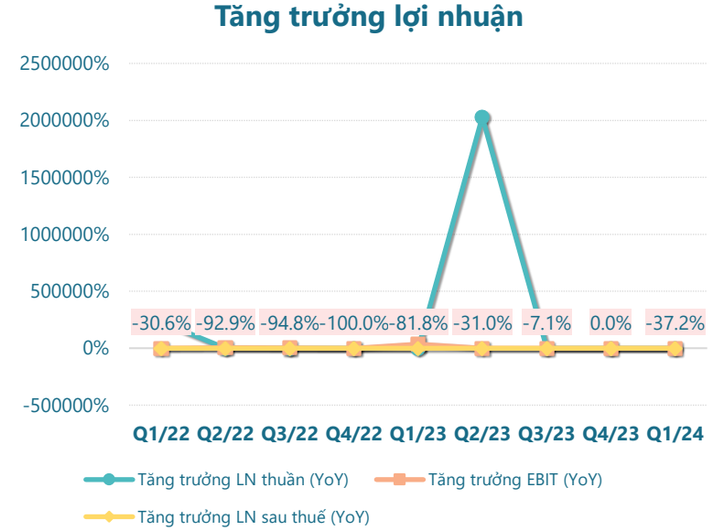

(Nguồn: fireant.vn)

Cơ cấu lợi nhuận

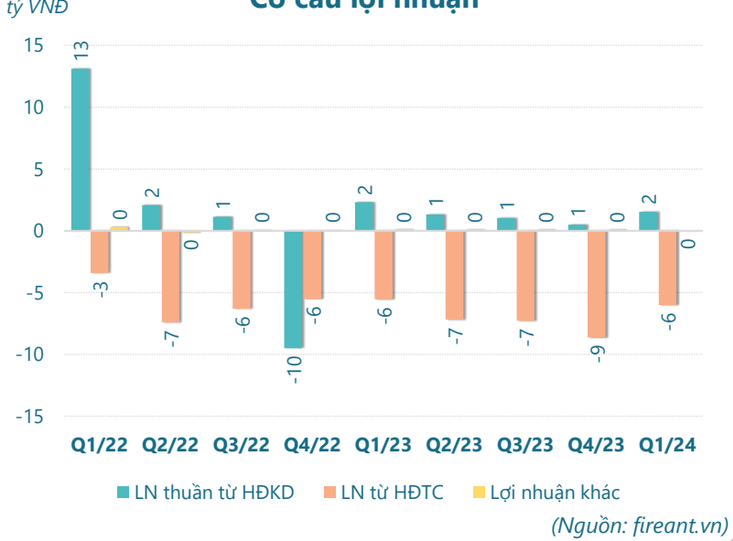

(Nguồn: fireant.vn)

Cơ cấu chi phí

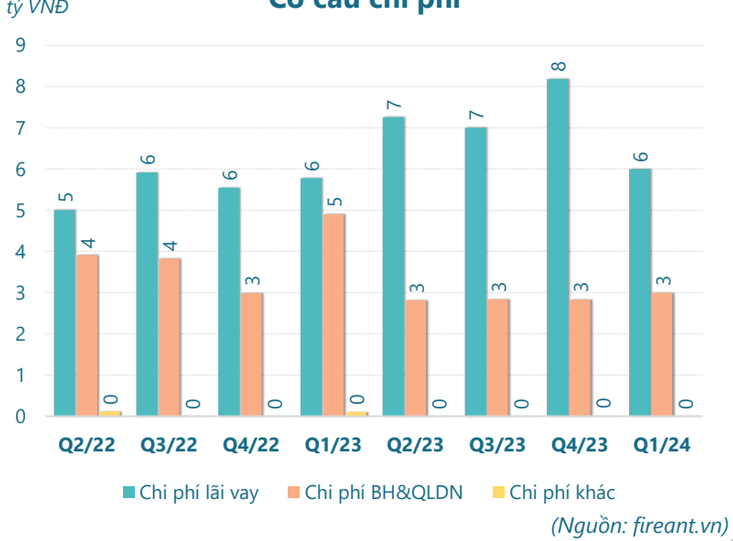

(Nguồn: fireant.vn)

Lưu chuyển tiền

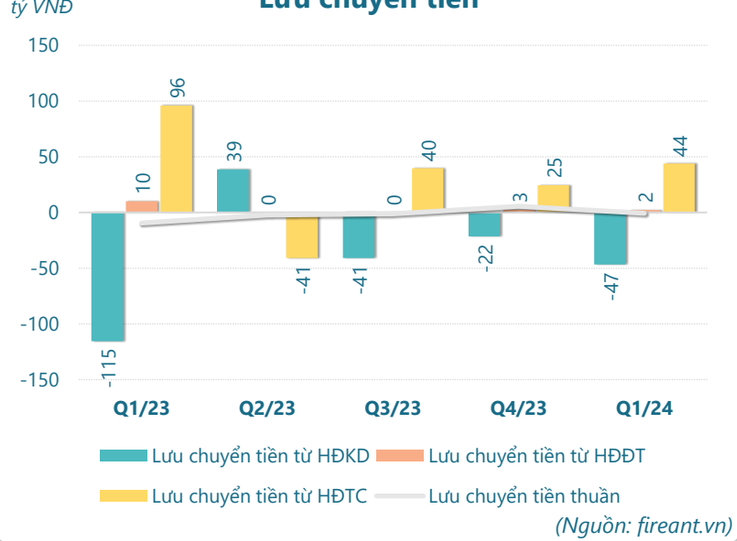

(Nguồn: fireant.vn)

CTCP Thép Mê Lin

FireAnt

Tỷ suất lợi nhuận

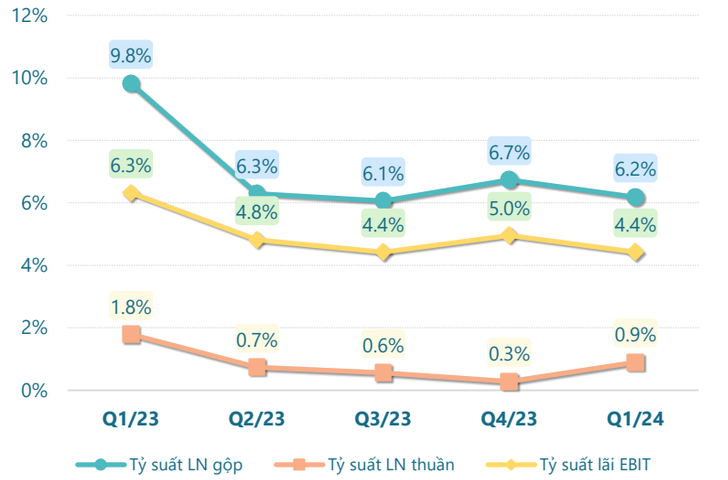

(Nguồn: fireant.vn)

Chỉ số thanh khoản

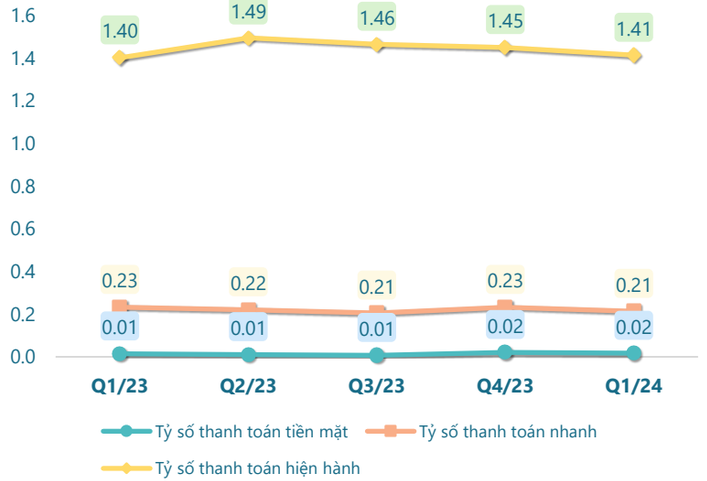

(Nguồn: fireant.vn)

Vòng quay tài sản

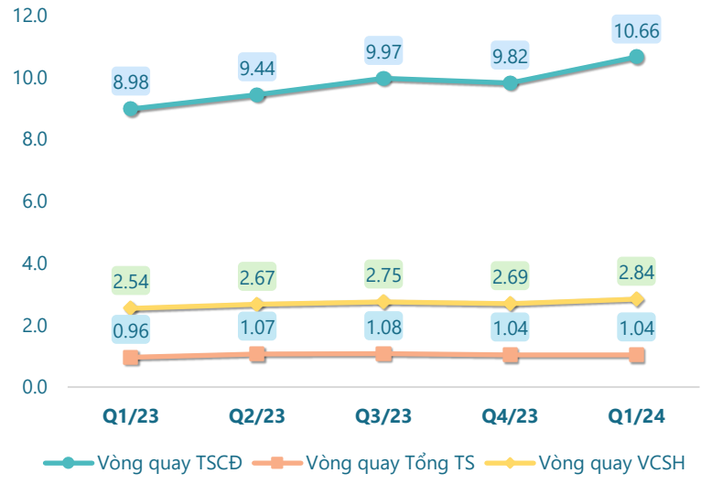

(Nguồn: fireant.vn)

Tỷ suất sinh lợi

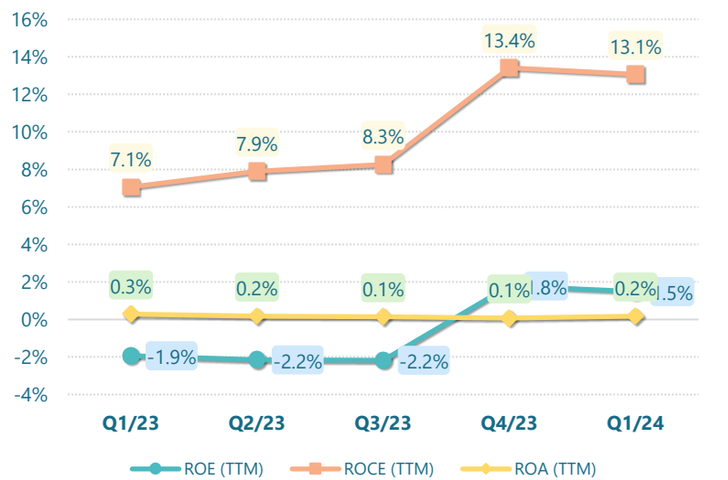

(Nguồn: fireant.vn)

Dòng tiền thuần trên Nợ ngắn hạn

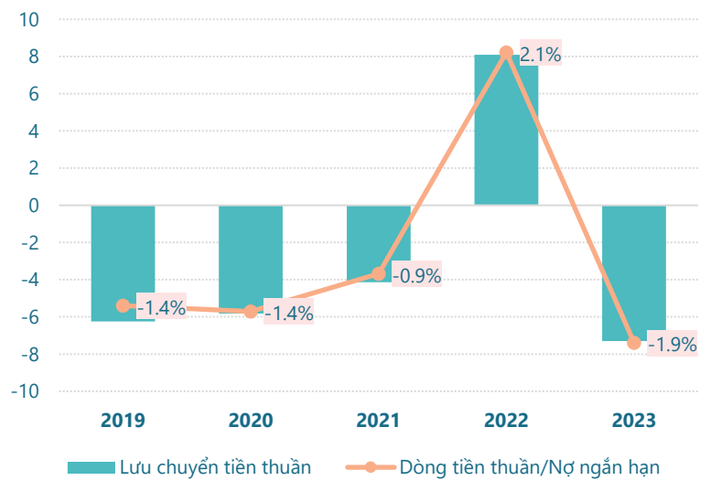

(Nguồn: fireant.vn)

Nhóm chỉ số định giá

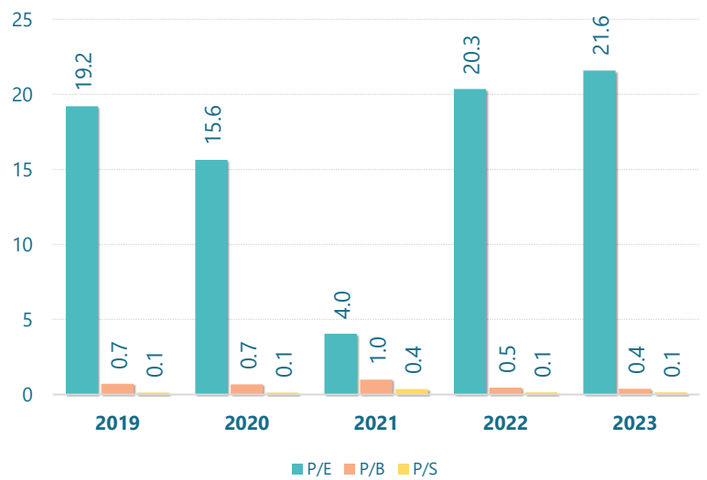

(Nguồn: fireant.vn)