CTCP Gạch Ngói Từ Sơn

FireAnt

Ngày 29/12/2023	12,800 VNĐ		
Thay đổi	*1 tháng*	*3 tháng*	*6 tháng*
	0%	-0.8%	-30.4%

Sàn giao dịch	UPCOM
Khoảng giá 52 tuần	11,400 - 34,900
Vốn hóa (tỷ VNĐ)	26
Số lượng CPLH (CP)	2,000,000
KLGD BQ 20 phiên (CP)	
Sở hữu nước ngoài	0.0%
Beta	0.07
EPS	-4,181
P/E	-3.1

EPS

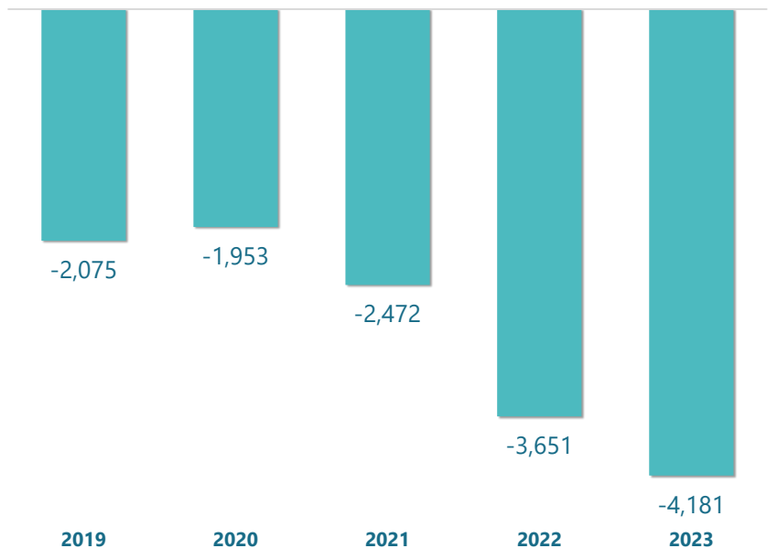

(Nguồn: fireant.vn)

DT thuần
2023
12.8
tỷ VNĐ
YoY: ▲ 1.20| 10.5%

LN trước thuế
2023
-8.36
tỷ VNĐ
YoY: ▼1.06| -14.5%

LN sau thuế
2023
-8.36
tỷ VNĐ
YoY: ▼1.06| -14.5%

ROE
2023
-40.1%
+/- YoY: ▼ 14.7%

Cơ cấu sở hữu

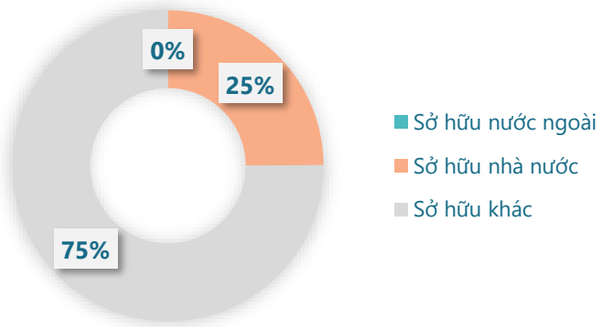

(Nguồn: fireant.vn)

Cơ cấu cổ đông

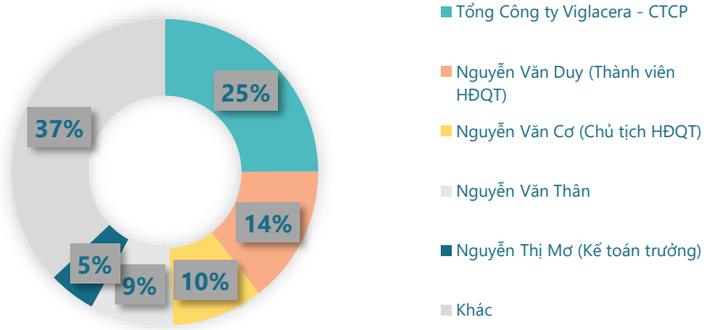

(Nguồn: fireant.vn)

Tỷ suất lợi nhuận

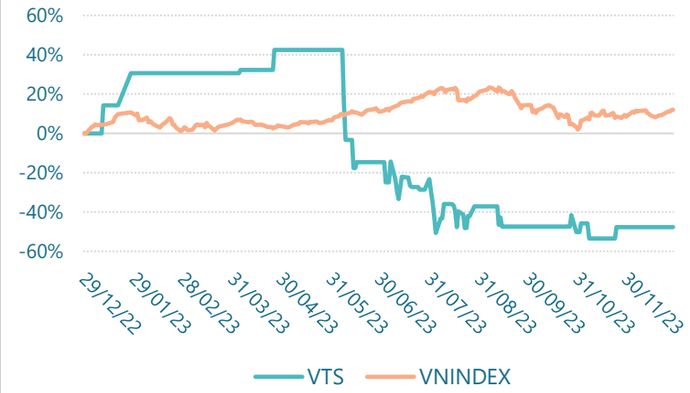

CTCP Gạch Ngói Từ Sơn

Kết quả kinh doanh

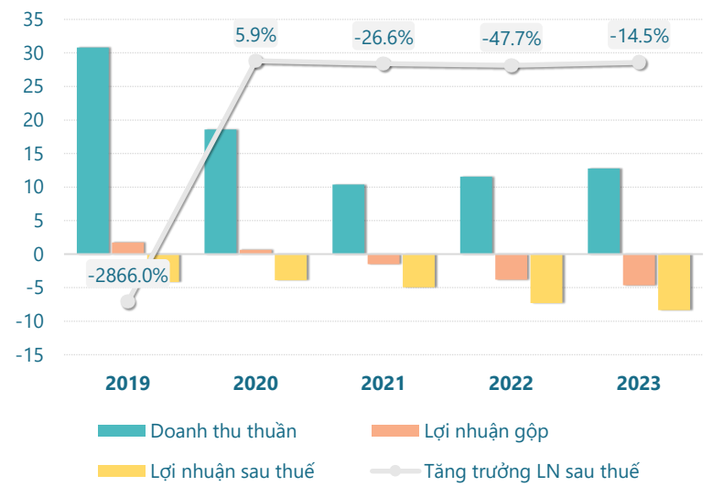

(Nguồn: fireant.vn)

EBIT - Lợi nhuận sau thuế

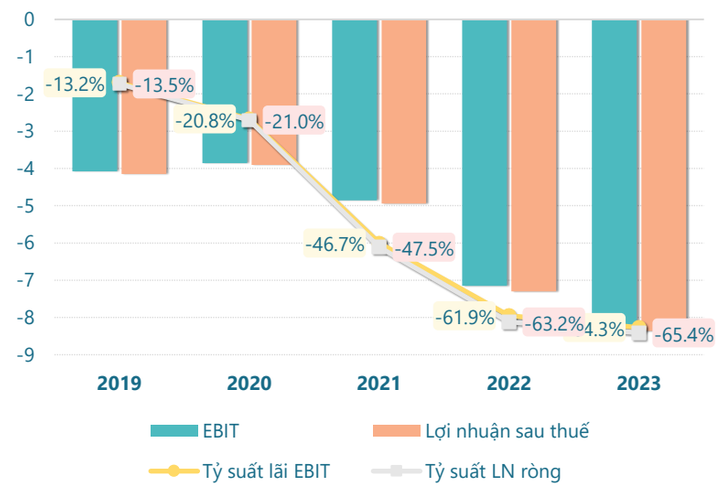

(Nguồn: fireant.vn)

Tăng trưởng lợi nhuận

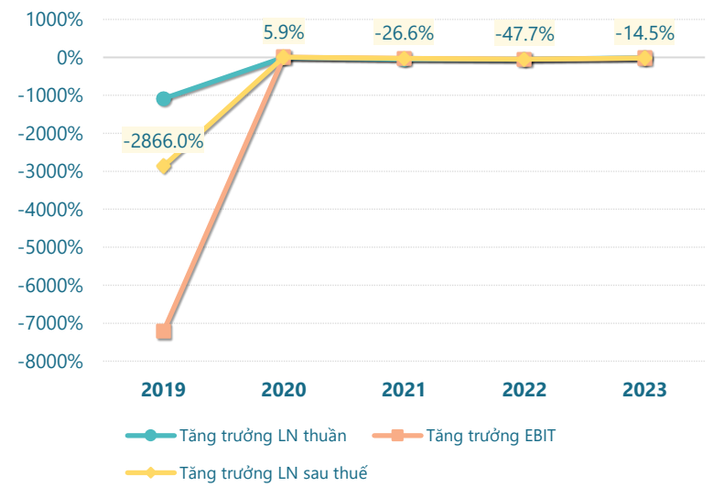

(Nguồn: fireant.vn)

Cơ cấu lợi nhuận

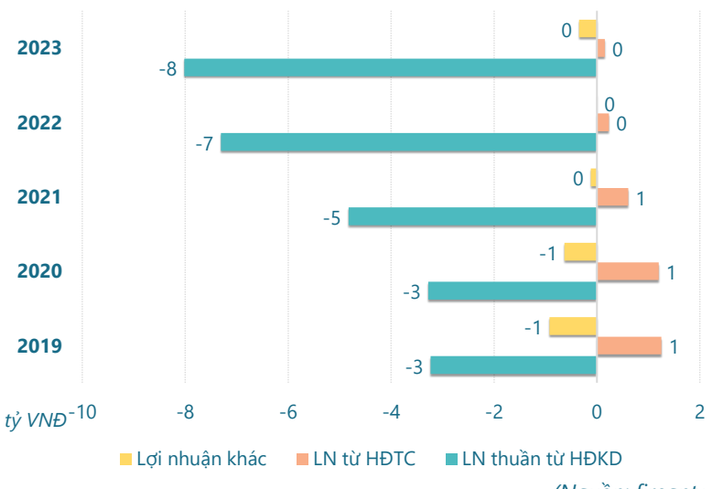

(Nguồn: fireant.vn)

Cơ cấu chi phí

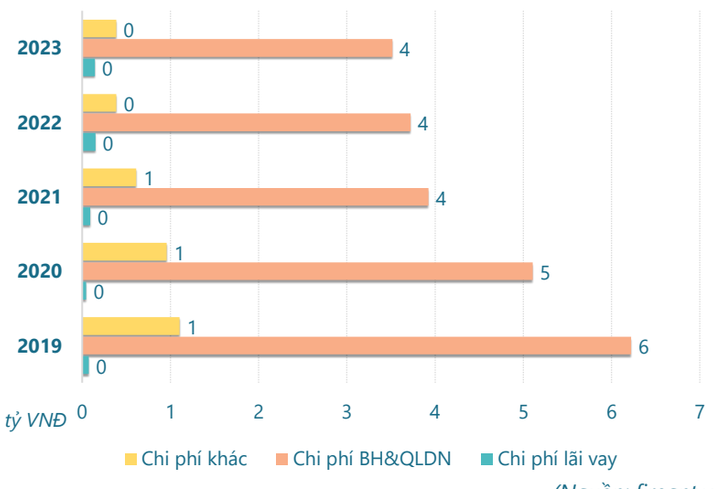

(Nguồn: fireant.vn)

Lưu chuyển tiền

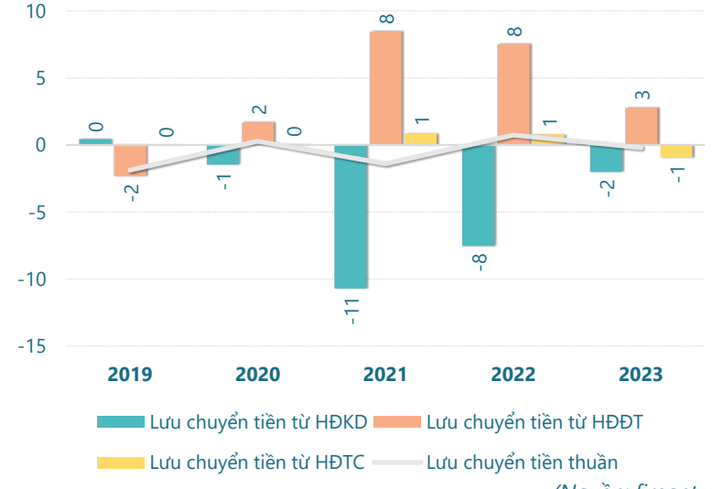

(Nguồn: fireant.vn)

CTCP Gạch Ngói Từ Sơn

FireAnt

Tỷ suất lợi nhuận

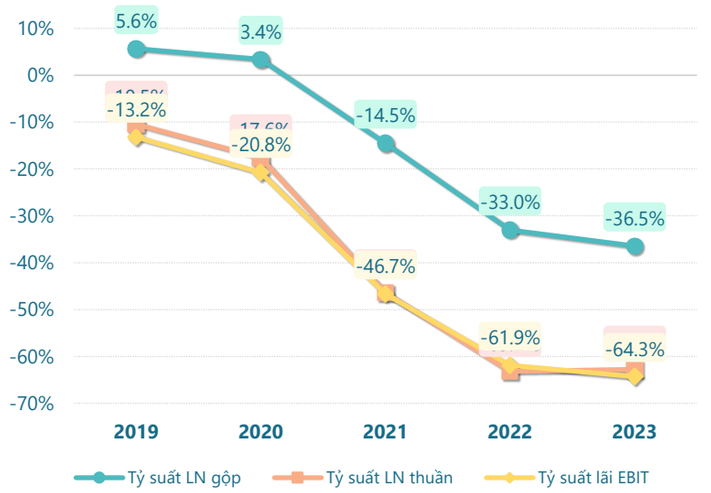

(Nguồn: fireant.vn)

Chỉ số thanh khoản

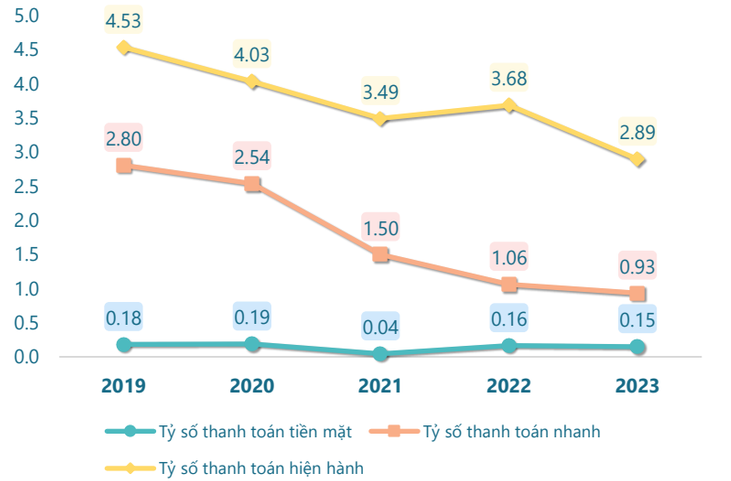

(Nguồn: fireant.vn)

Vòng quay tài sản

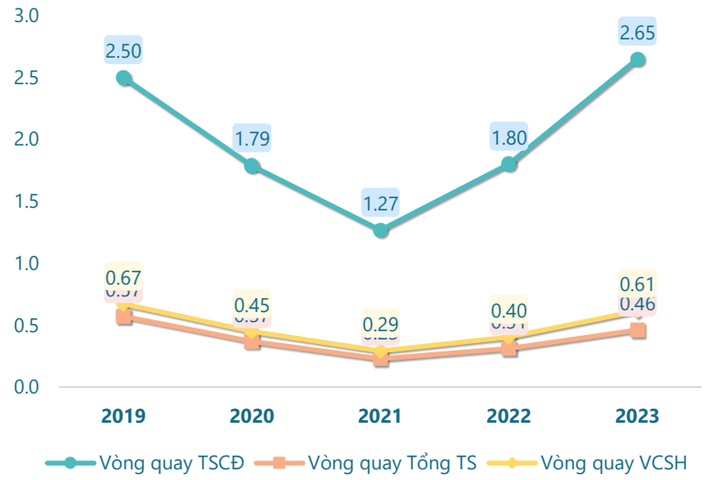

(Nguồn: fireant.vn)

Tỷ suất sinh lợi

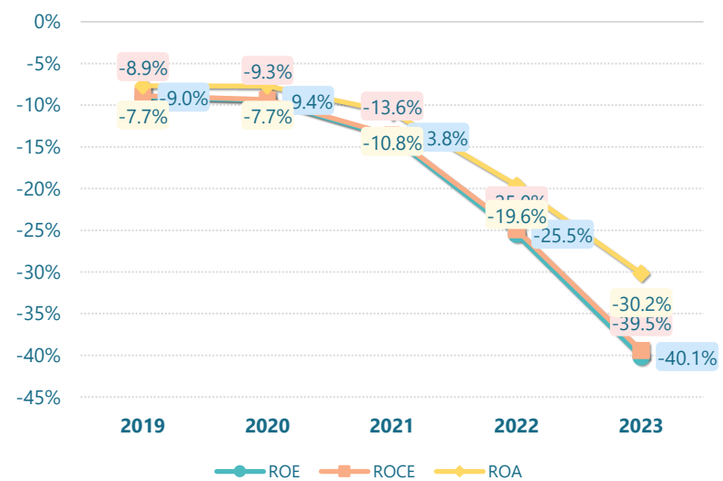

(Nguồn: fireant.vn)

Dòng tiền thuần trên Nợ ngắn hạn

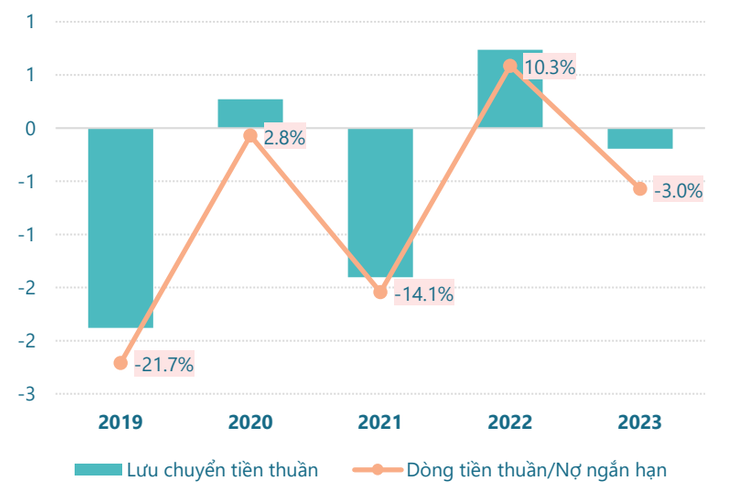

(Nguồn: fireant.vn)

Nhóm chỉ số định giá

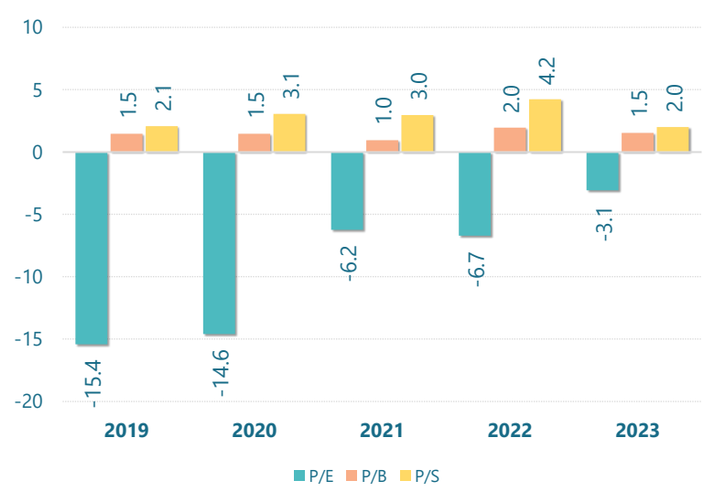

(Nguồn: fireant.vn)