CTCP Gang thép Thái Nguyên

FireAnt

Ngày 29/12/2023	4,100 VNĐ		
Thay đổi	*1 tháng*	*3 tháng*	*6 tháng*
	-4.7%	**-4.7%**	**-21.2%**

Sàn giao dịch	UPCOM
Khoảng giá 52 tuần	4,000 - 6,000
Vốn hóa (tỷ VNĐ)	754
Số lượng CPLH (CP)	183,988,900
KLGD BQ 20 phiên (CP)	34,395
Sở hữu nước ngoài	0.0%
Beta	1.29
EPS	-974
P/E	-4.2

EPS

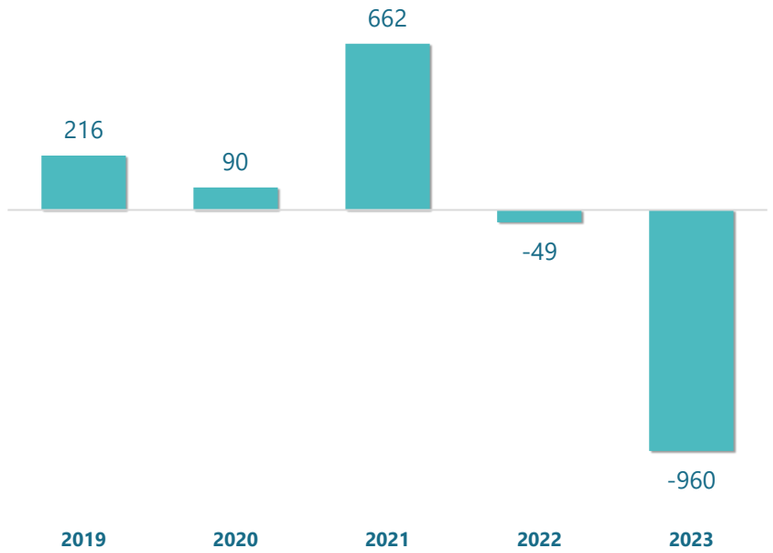

(Nguồn: fireant.vn)

DT thuần
2023
9,531
tỷ VNĐ
YoY: ▼2,168| -18.5%

LN trước thuế
2023
-173
tỷ VNĐ
YoY: ▼180| -2667%

LN sau thuế
2023
-176
tỷ VNĐ
YoY: ▼167| -1882%

ROE
2023
-9.6%
+/- YoY: ▼ 9.2%

Cơ cấu sở hữu

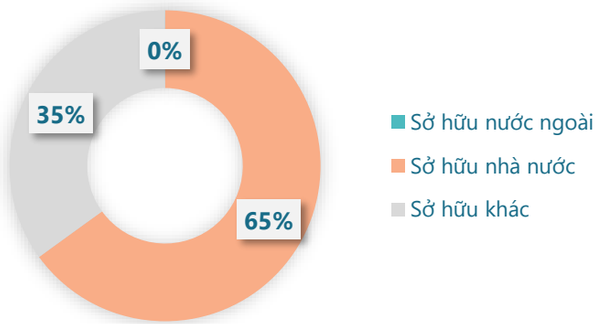

(Nguồn: fireant.vn)

Cơ cấu cổ đông

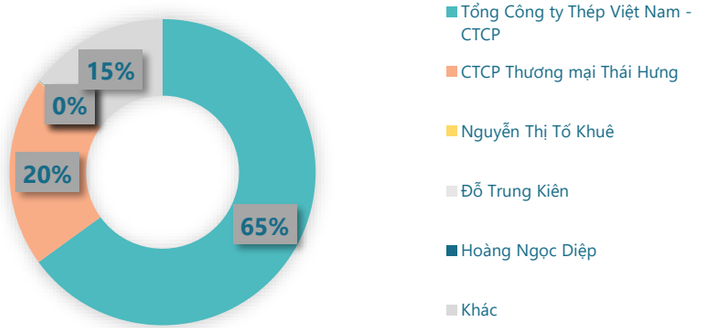

(Nguồn: fireant.vn)

Tỷ suất lợi nhuận

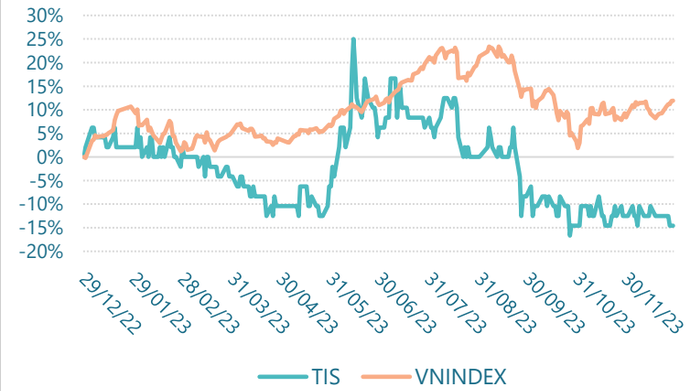

CTCP Gang thép Thái Nguyên

FireAnt

Kết quả kinh doanh

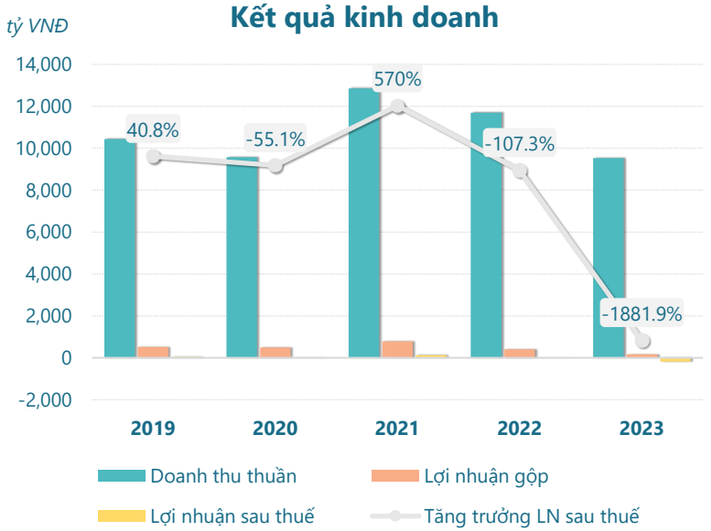

(Nguồn: fireant.vn)

EBIT - Lợi nhuận sau thuế

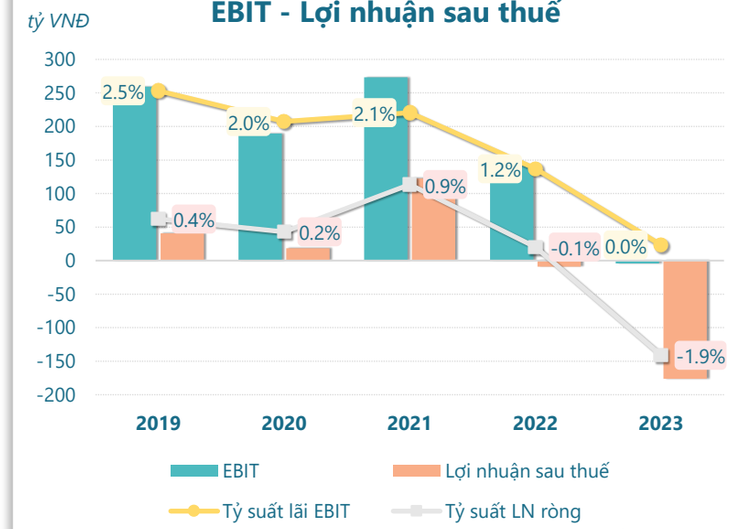

(Nguồn: fireant.vn)

Tăng trưởng lợi nhuận

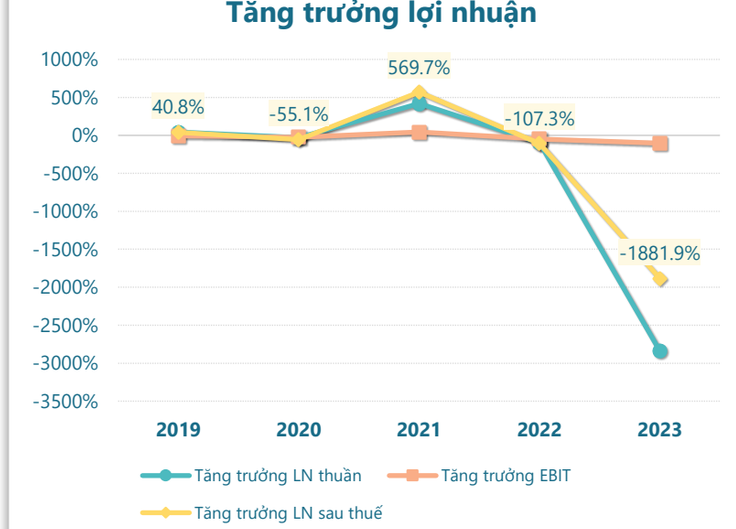

(Nguồn: fireant.vn)

Cơ cấu lợi nhuận

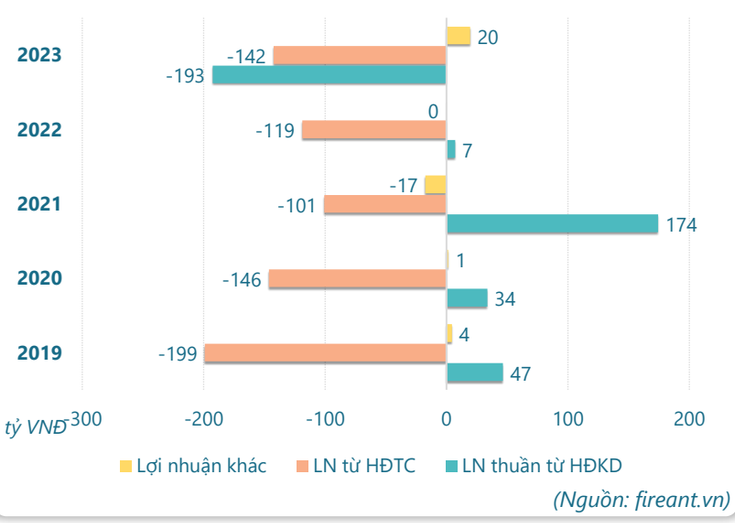

(Nguồn: fireant.vn)

Cơ cấu chi phí

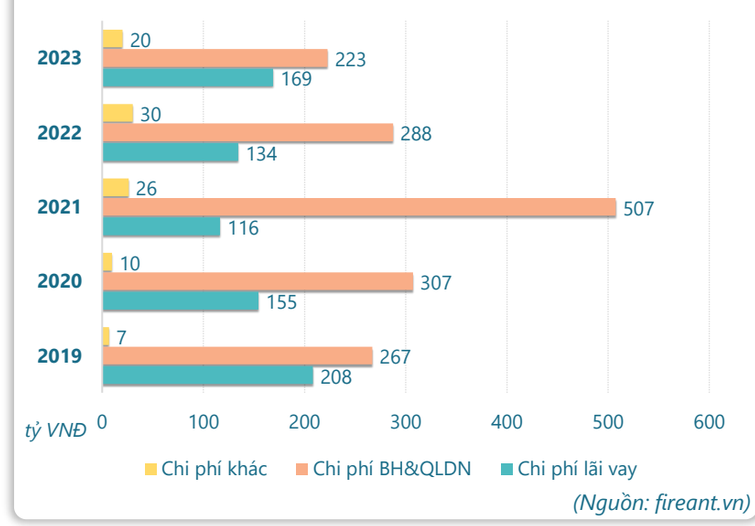

(Nguồn: fireant.vn)

Lưu chuyển tiền

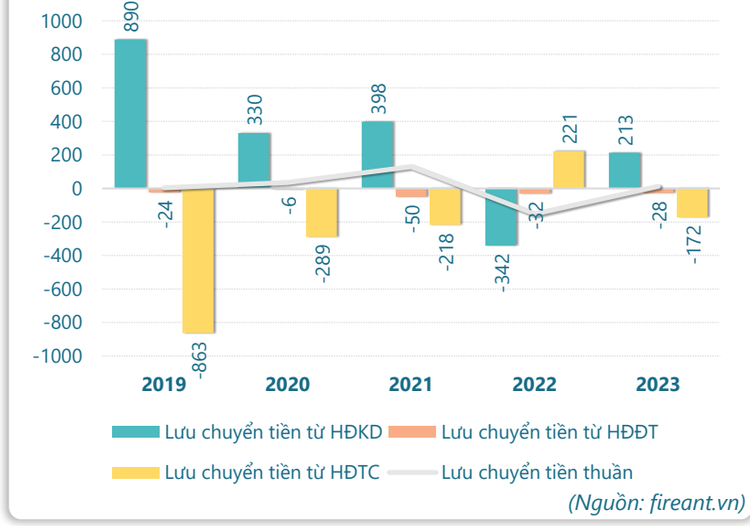

(Nguồn: fireant.vn)

CTCP Gang thép Thái Nguyên

FireAnt

Tỷ suất lợi nhuận

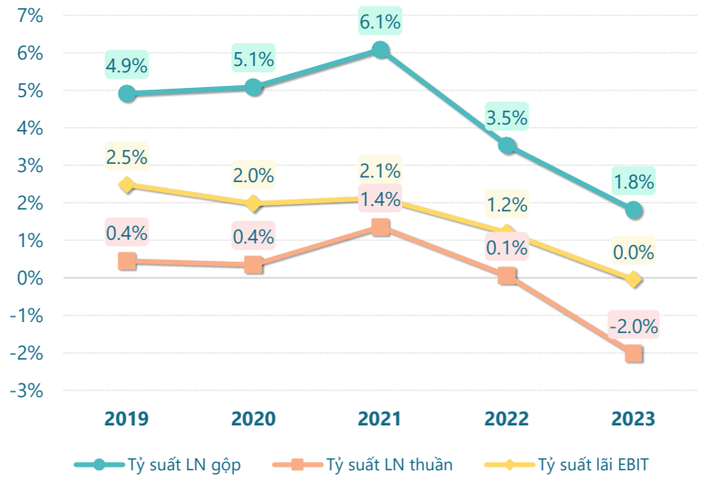

(Nguồn: fireant.vn)

Chỉ số thanh khoản

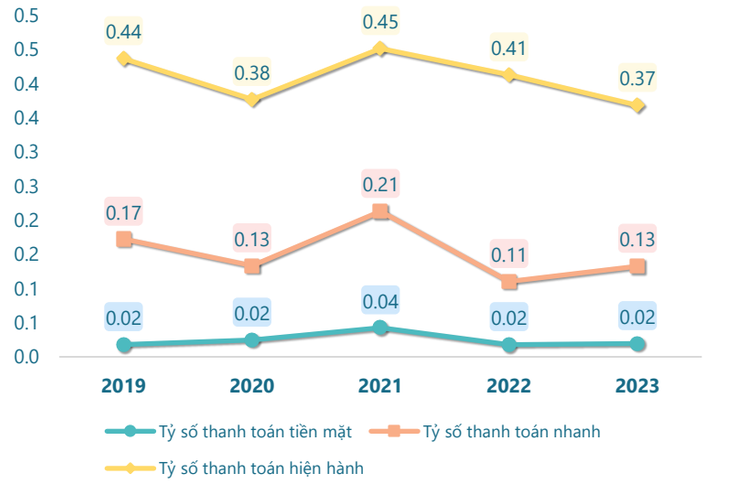

(Nguồn: fireant.vn)

Vòng quay tài sản

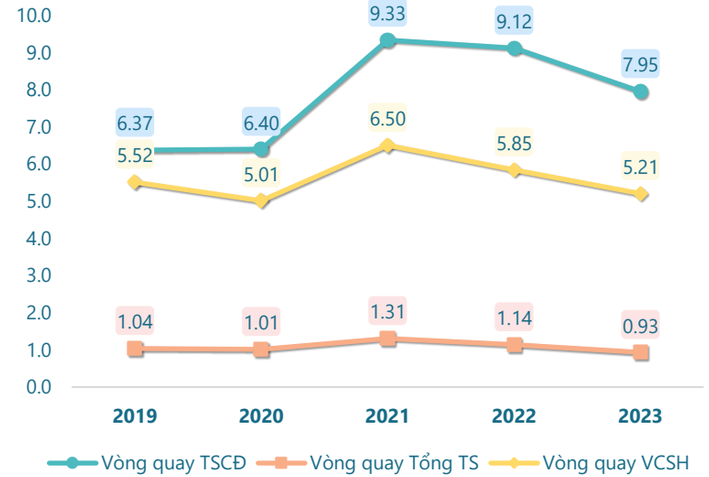

(Nguồn: fireant.vn)

Tỷ suất sinh lợi

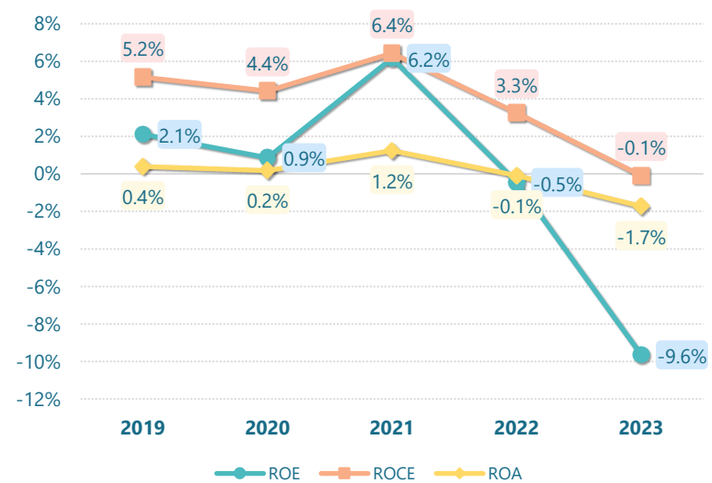

(Nguồn: fireant.vn)

Dòng tiền thuần trên Nợ ngắn hạn

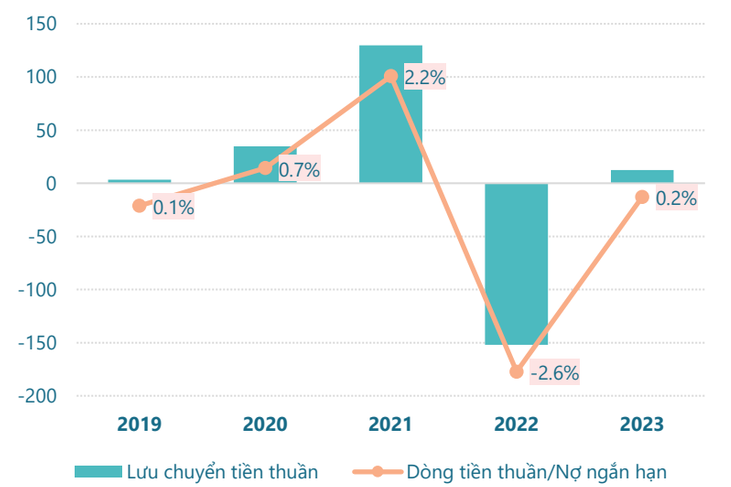

(Nguồn: fireant.vn)

Nhóm chỉ số định giá

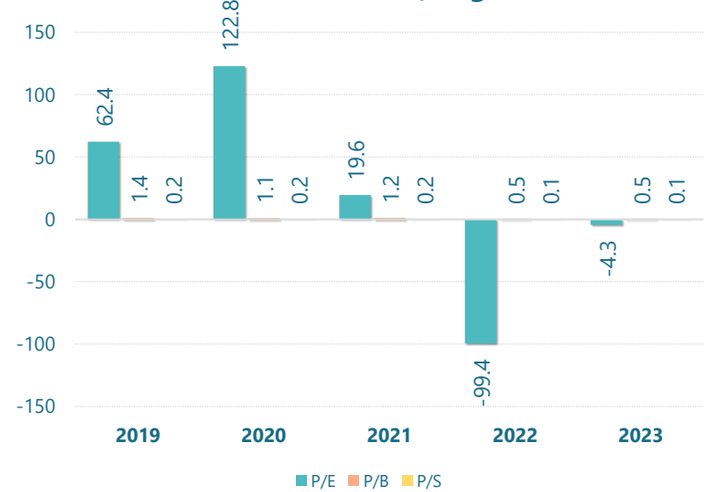

(Nguồn: fireant.vn)