# CTCP Dược Danapha

FireAnt

| Ngày 29/12/2023 | 29,000 VNĐ | | |
|---|---|---|---|
| **Thay đổi** | *1 tháng* | *3 tháng* | *6 tháng* |
| | **-0.3%** | **16.0%** | **-1.0%** |

| | |
|---|---|
| Sàn giao dịch | UPCOM |
| Khoảng giá 52 tuần | 19,488 - 35,600 |
| Vốn hóa (tỷ VNĐ) | 607 |
| Số lượng CPLH (CP) | 20,938,000 |
| KLGD BQ 20 phiên (CP) | 110 |
| Sở hữu nước ngoài | 0.0% |
| Beta | 0.18 |
| EPS | 3,671 |
| P/E | 7.9 |

## EPS

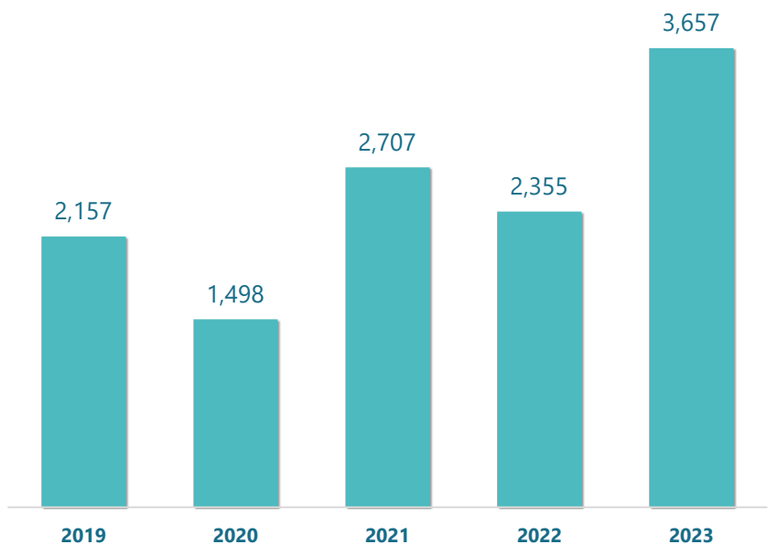


*(Nguồn: fireant.vn)*

**DT thuần**
*2023*
**576**
*tỷ VNĐ*
YoY: ▲ 20.0| 3.7%

**LN trước thuế**
*2023*
**95.0**
*tỷ VNĐ*
YoY: ▲ 30.8| 48.1%

**LN sau thuế**
*2023*
**76.6**
*tỷ VNĐ*
YoY: ▲ 27.3| 55.3%

**ROE**
2023
**11.3%**
+/- YoY: ▲ 3.5%

## Cơ cấu sở hữu

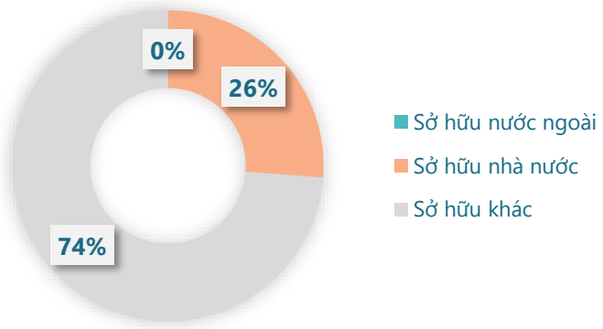


*(Nguồn: fireant.vn)*

## Cơ cấu cổ đông

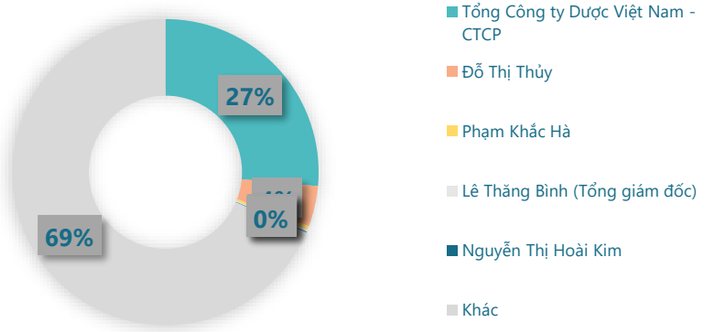


*(Nguồn: fireant.vn)*

## Tỷ suất lợi nhuận

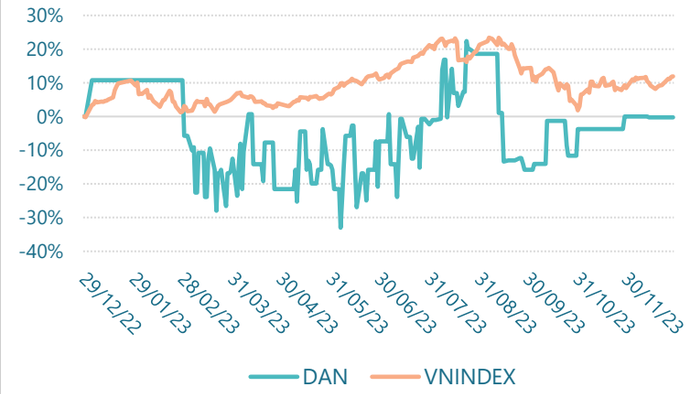

## Kết quả kinh doanh

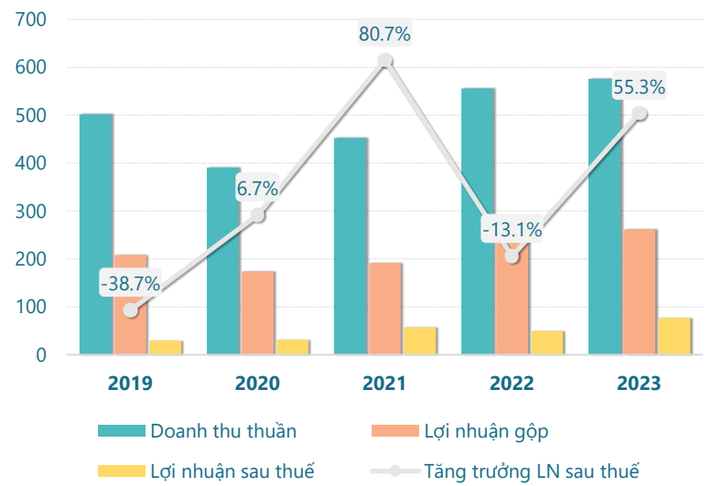


(Nguồn: fireant.vn)

## EBIT - Lợi nhuận sau thuế

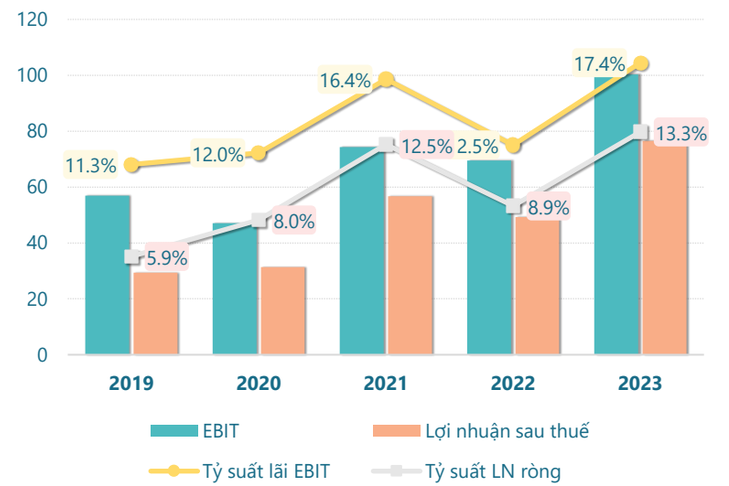


(Nguồn: fireant.vn)

## Tăng trưởng lợi nhuận

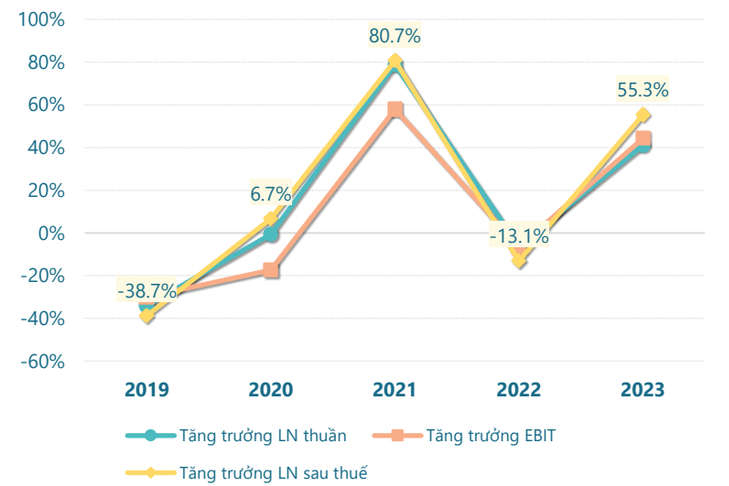


(Nguồn: fireant.vn)

## Cơ cấu lợi nhuận

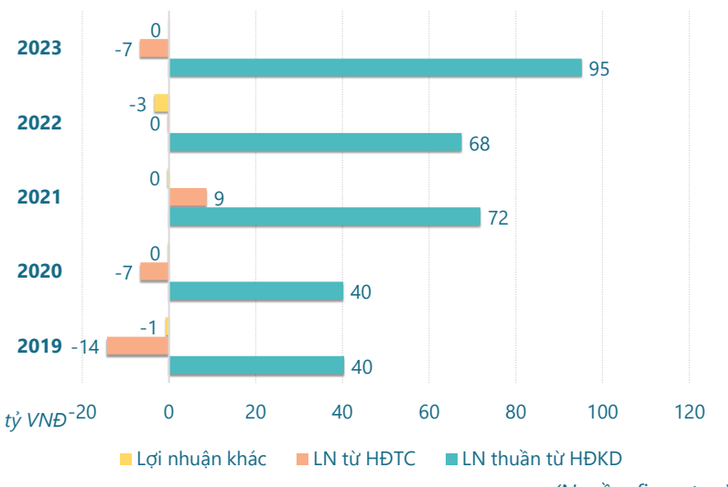


(Nguồn: fireant.vn)

## Cơ cấu chi phí

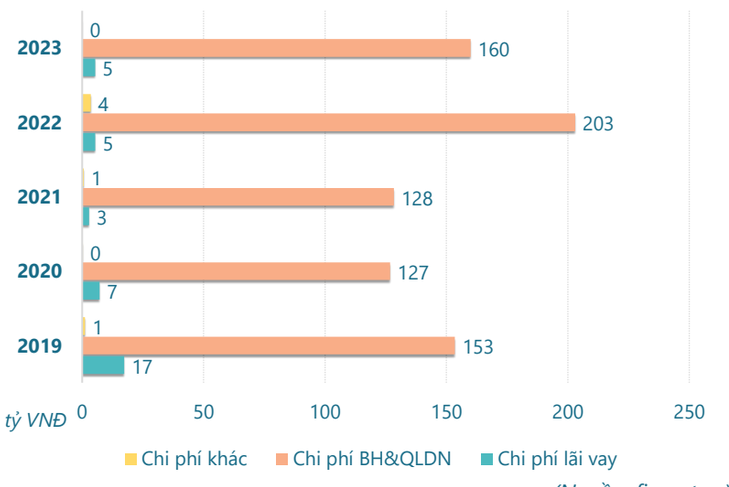


(Nguồn: fireant.vn)

## Lưu chuyển tiền

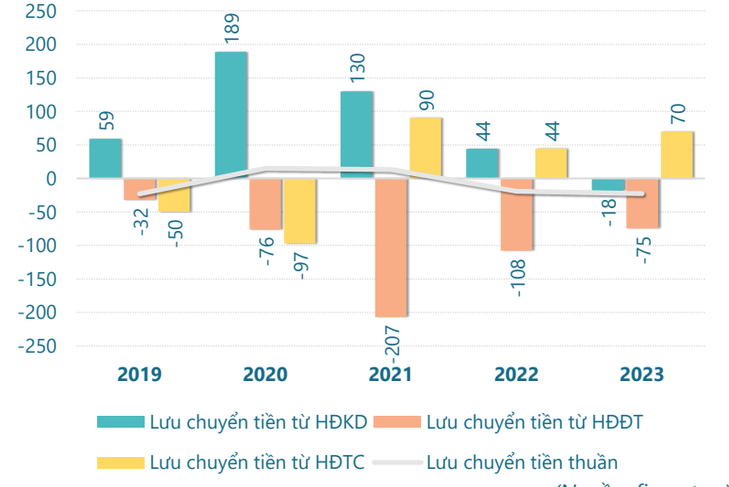


(Nguồn: fireant.vn)

## Tỷ suất lợi nhuận

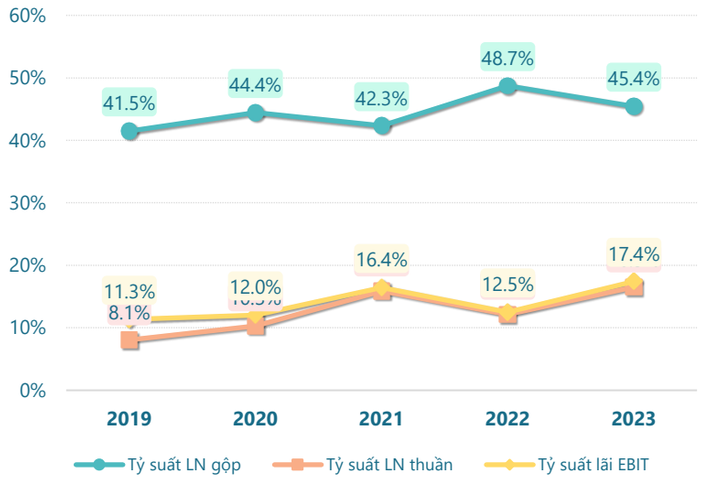


*(Nguồn: fireant.vn)*

## Chỉ số thanh khoản

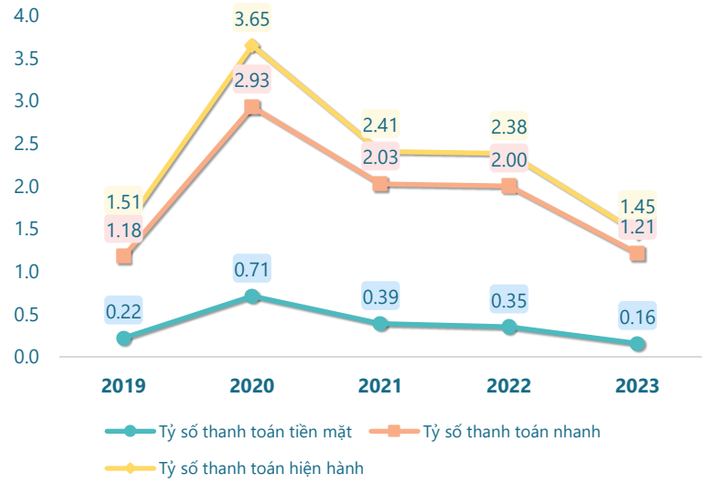


*(Nguồn: fireant.vn)*

## Vòng quay tài sản

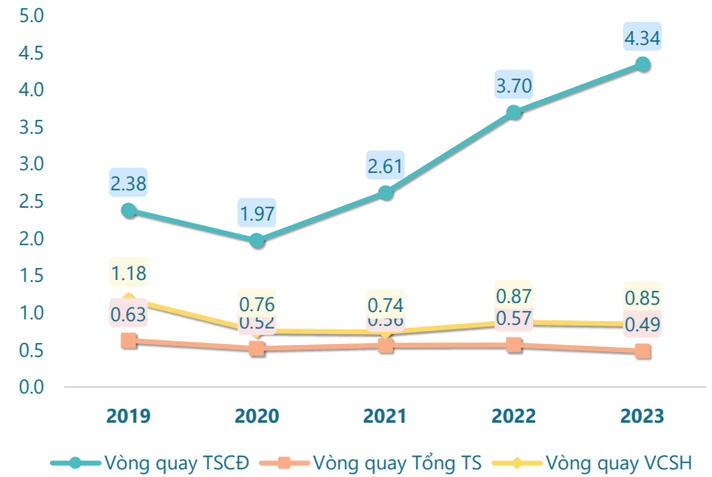


*(Nguồn: fireant.vn)*

## Tỷ suất sinh lợi

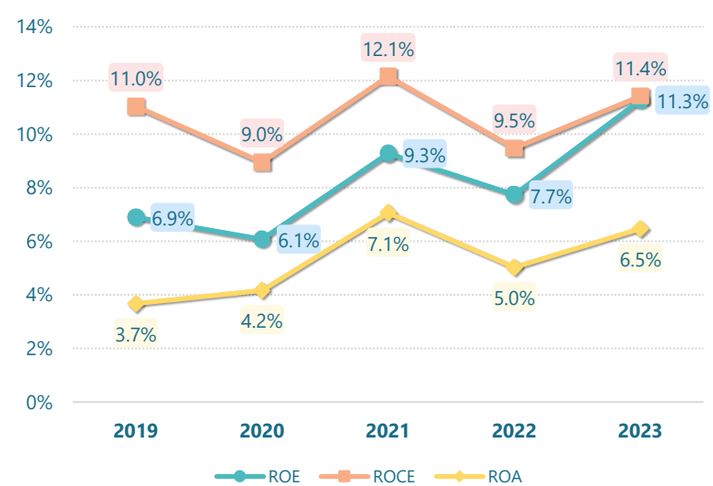


*(Nguồn: fireant.vn)*

## Dòng tiền thuần trên Nợ ngắn hạn

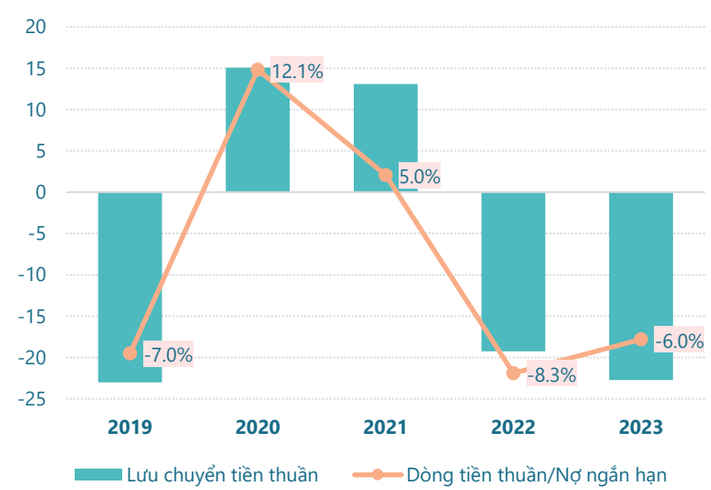


*(Nguồn: fireant.vn)*

## Nhóm chỉ số định giá

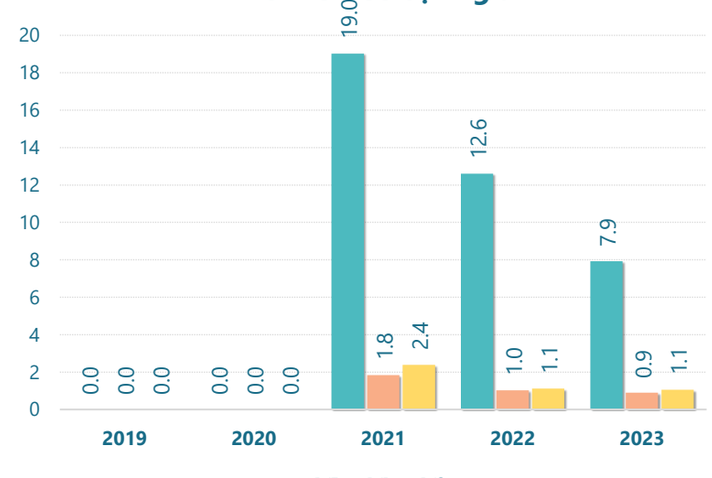


*(Nguồn: fireant.vn)*